

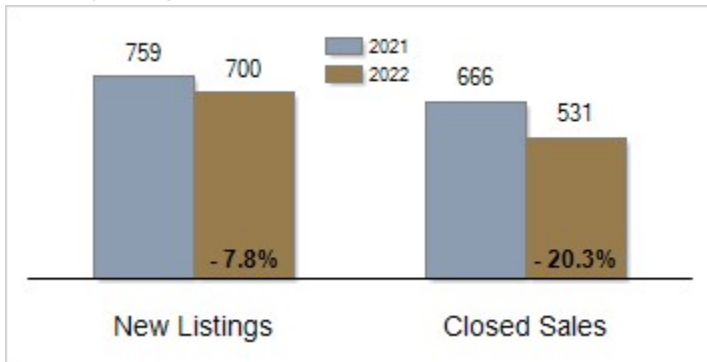


# Patterson-Schwartz Real Estate Residential Market Update

As of Wednesday, September 7, 2022 9:32:54 AM

All Sussex County	August			Year To Date		
	2021	2022	Change	2021	2022	Change
New Listings	759	700	- 7.8%	5885	5325	- 9.5%
Closed Sales	666	531	- 20.3%	4787	4116	- 14.0%
Pending Sales	654	359	- 45.1%	5198	3857	- 25.8%
Median Sales Price	\$380,000	\$410,000	+ 7.9%	\$360,000	\$425,000	+ 18.1%
% of Original List Price Received at Sale	100.4%	100.7%	+ 0.3%	99.6%	100.5%	+ 0.9%
Average Days on Market Until Sale	22	36	+ 63.6%	36	31	- 13.9%
Total Residential Listing Inventory (as of 08/31)	943	1464	+ 55.2%			
Single-Family Detached Inventory (as of 08/31)	695	1117	+ 60.7%			

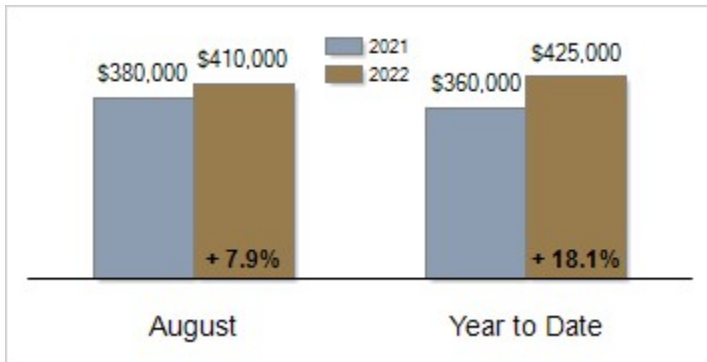
## Activity: August



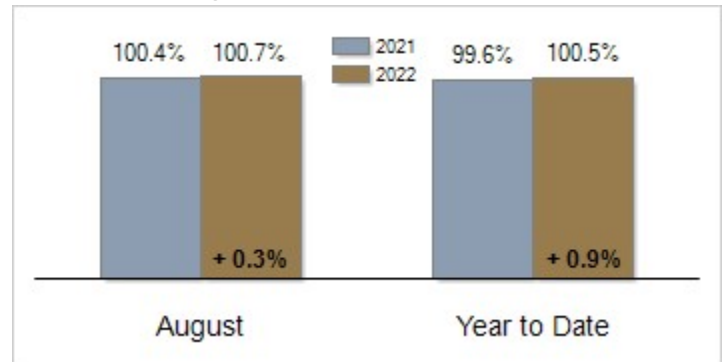
## Activity: Year to Date



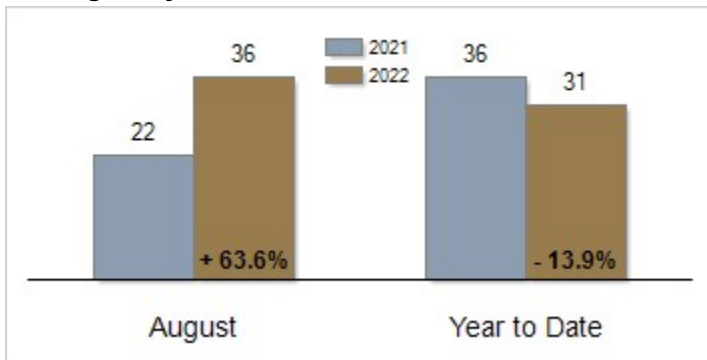
## Median Sales Price



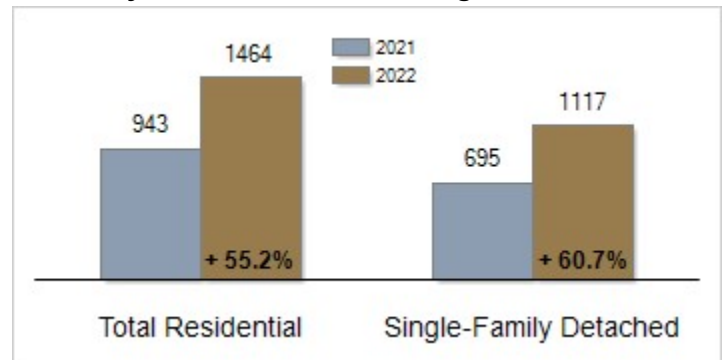
## Percent of Original List Price Received at Sale



## Average Days on Market Until Sale



## Inventory of Homes for Sale: August



All information presented is based on data supplied by BRIGHT MLS. BRIGHT MLS does not guarantee nor is it responsible for its accuracy. Data maintained by the MLS may not reflect all real estate activities in the market. Information is deemed reliable but not guaranteed.