



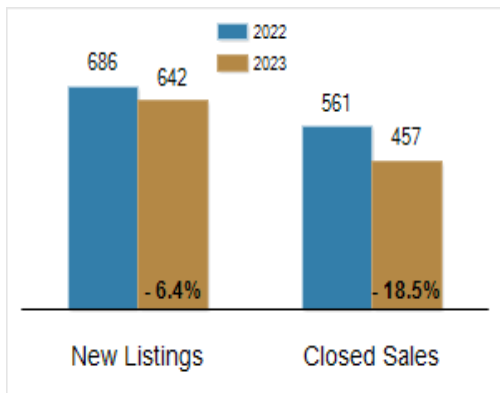
# Patterson-Schwartz Real Estate

## Residential Market Update

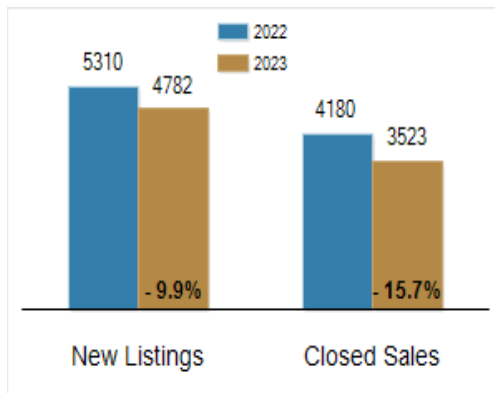
As of Friday, September 8, 2023 10:19:12 AM

All Sussex County	August			Year To Date		
	2022	2023	Change	2022	2023	Change
New Listings	686	642	- 6.4%	5310	4782	- 9.9%
Closed Sales	561	457	- 18.5%	4180	3523	- 15.7%
Pending Sales	510	350	- 31.4%	4081	3620	- 11.3%
Median Sales Price	\$419,900	\$444,990	+ 6.0%	\$425,950	\$447,000	+ 4.9%
% of Original List Price Received at Sale	101.4%	96.8%	- 4.6%	100.7%	99.0%	- 1.7%
Average Days on Market Until Sale	37	47	+ 27.0%	32	49	+ 53.1%
Total Residential Listing Inventory (as of 08/31)	1083	1521	+ 40.4%			
Single-Family Detached Inventory (as of 08/31)	845	1113	+ 31.7%			

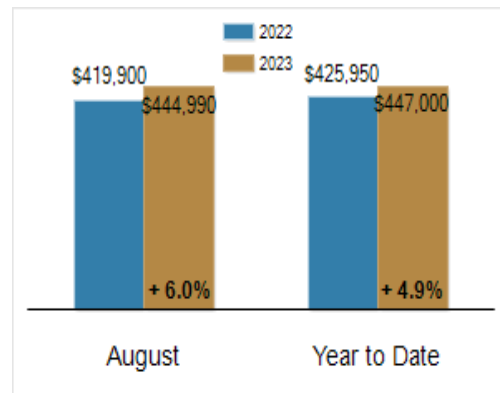
**Activity: August**



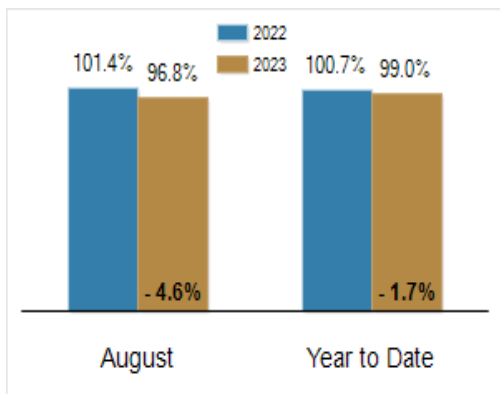
**Activity: Year to Date**



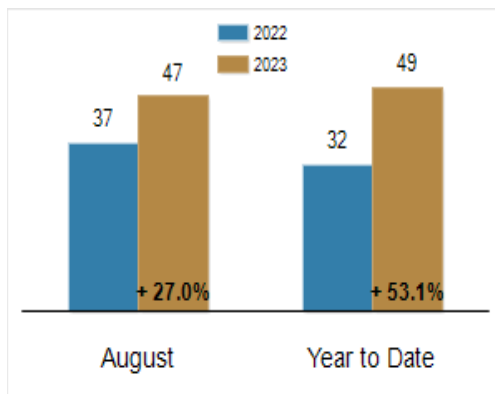
**Median Sales Price**



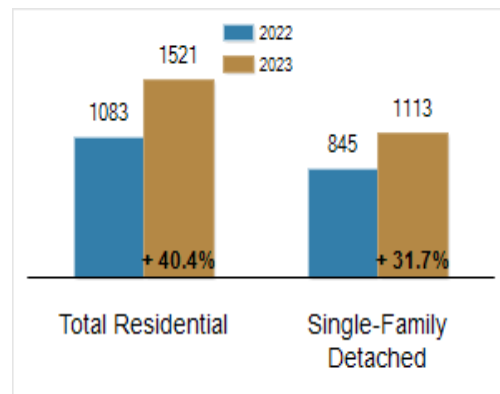
**Percent of Original List Price Received at Sale**



**Average Days on Market Until Sale**



**Inventory of Homes for Sale: August**



All information presented is based on data supplied by BRIGHT MLS. BRIGHT MLS does not guarantee nor is it responsible for its accuracy. Data maintained by the MLS may not reflect all real estate activities in the market. Information is deemed reliable but not guaranteed.