

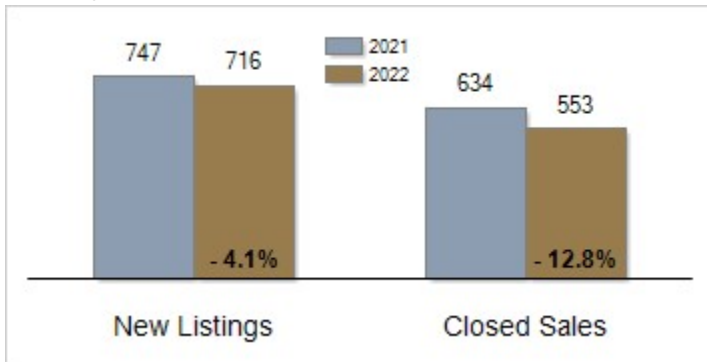


# Patterson-Schwartz Real Estate Residential Market Update

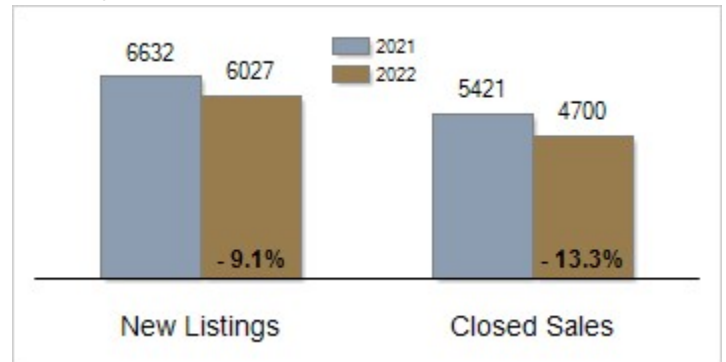
As of Monday, October 10, 2022 9:23:07 AM

All Sussex County	September			Year To Date		
	2021	2022	Change	2021	2022	Change
New Listings	747	716	- 4.1%	6632	6027	- 9.1%
Closed Sales	634	553	- 12.8%	5421	4700	- 13.3%
Pending Sales	628	352	- 43.9%	5826	4385	- 24.7%
Median Sales Price	\$399,250	\$425,000	+ 6.4%	\$362,490	\$425,000	+ 17.2%
% of Original List Price Received at Sale	100.1%	97.7%	- 2.4%	99.7%	100.2%	+ 0.5%
Average Days on Market Until Sale	21	35	+ 66.7%	34	32	- 5.9%
Total Residential Listing Inventory (as of 09/30)	959	1535	+ 60.1%			
Single-Family Detached Inventory (as of 09/30)	718	1153	+ 60.6%			

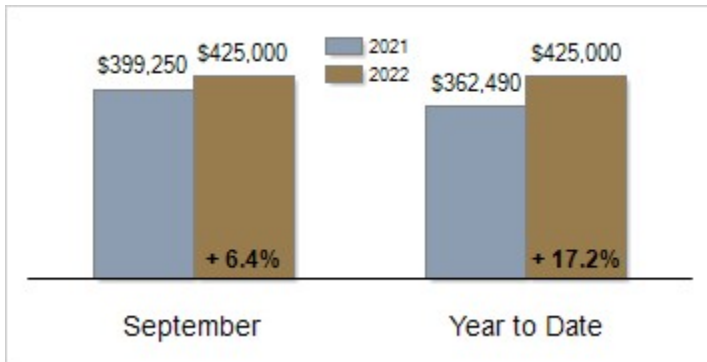
### Activity: September



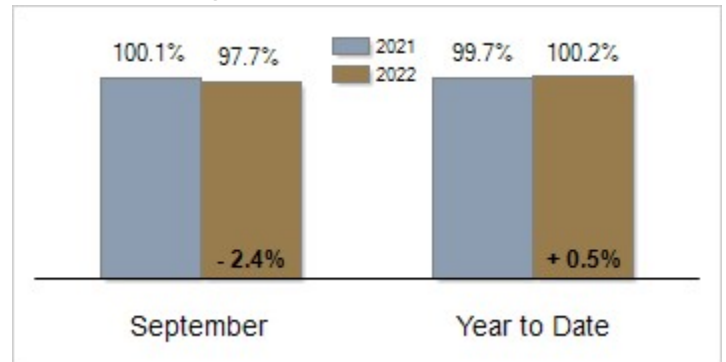
### Activity: Year to Date



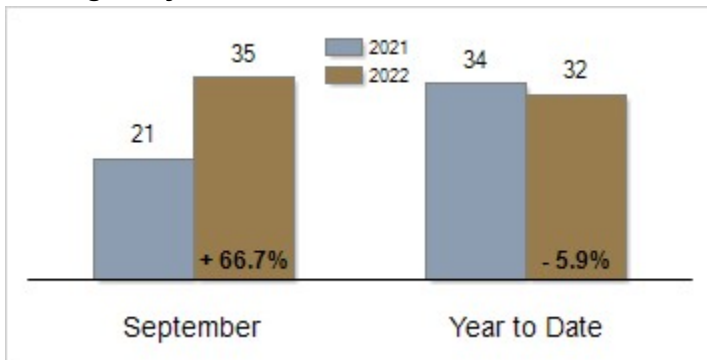
### Median Sales Price



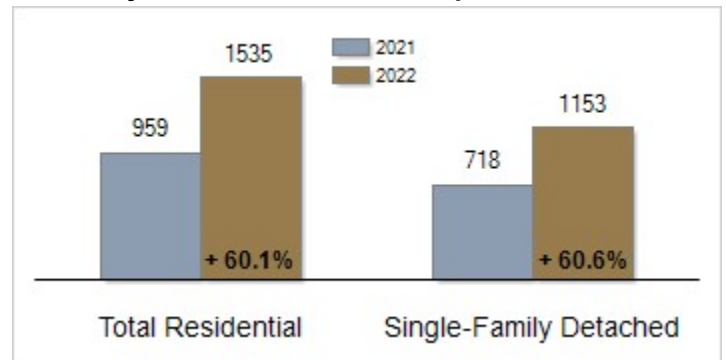
### Percent of Original List Price Received at Sale



### Average Days on Market Until Sale



### Inventory of Homes for Sale: September



All information presented is based on data supplied by BRIGHT MLS. BRIGHT MLS does not guarantee nor is it responsible for its accuracy. Data maintained by the MLS may not reflect all real estate activities in the market. Information is deemed reliable but not guaranteed.