



Patterson-Schwartz Real Estate

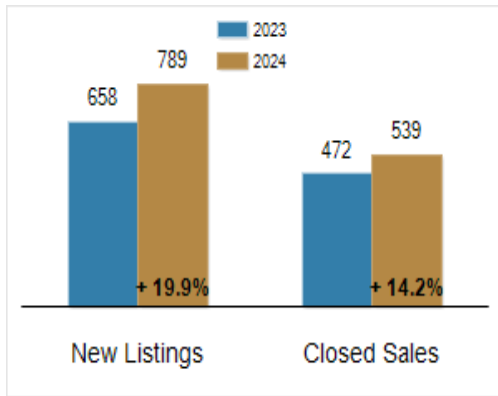
Residential Market Update

As of Thursday, November 7, 2024 3:02:26 PM

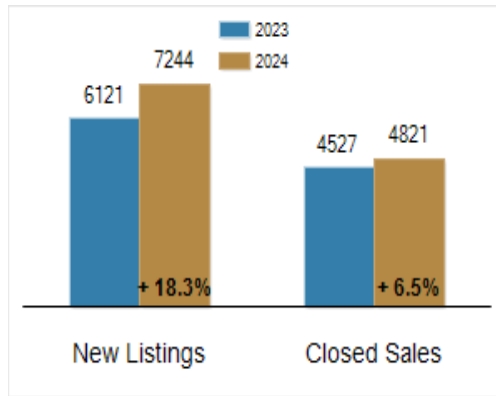
All Sussex County	October			Year To Date		
	2023	2024	Change	2023	2024	Change
New Listings	658	789	+ 19.9%	6121	7244	+ 18.3%
Closed Sales	472	539	+ 14.2%	4527	4821	+ 6.5%
Under Contract	465	483	+ 3.9%	4767	5176	+ 8.6%
Median Sales Price	\$446,702	\$470,000	+ 5.2%	\$450,000	\$450,000	+ 0.0%
% of Original List Price Received at Sale	98.7%	97.9%	- 0.8%	99.0%	98.0%	- 1.0%
Average Days on Market Until Sale	45	51	+ 13.3%	47	51	+ 8.5%

Total Residential Listing Inventory as of November 7, 2024	1912
Total Residential Listing Inventory (excluding new construction) as of November 7, 2024	1236

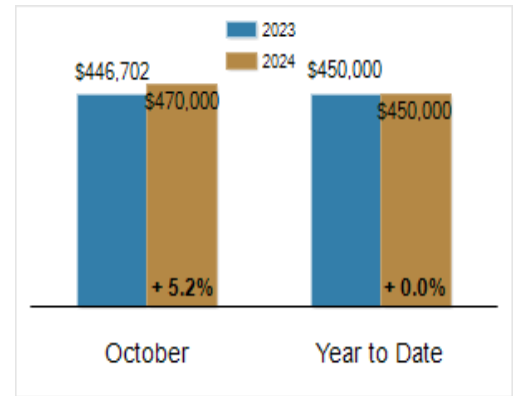
Activity: October



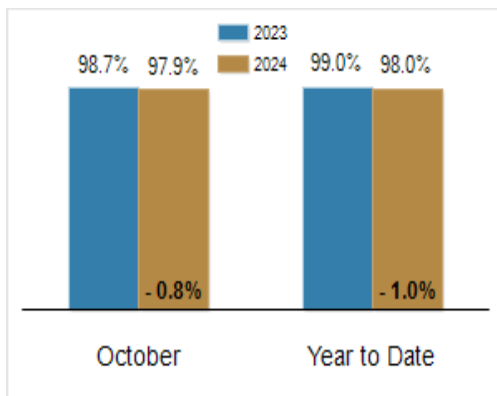
Activity: Year to Date



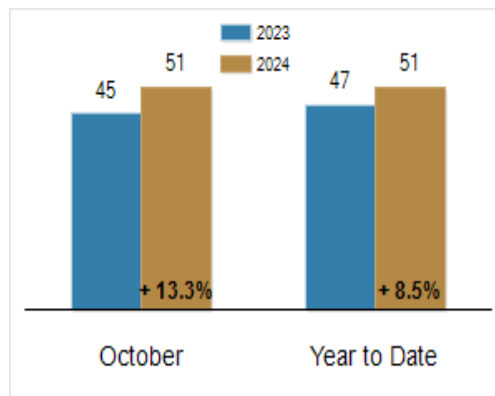
Median Sales Price



Percent of Original List Price Received at Sale



Average Days on Market Until Sale



All information presented is based on data supplied by BRIGHT MLS. BRIGHT MLS does not guarantee nor is it responsible for its accuracy. Data maintained by the MLS may not reflect all real estate activities in the market. Information is deemed reliable but not guaranteed.