

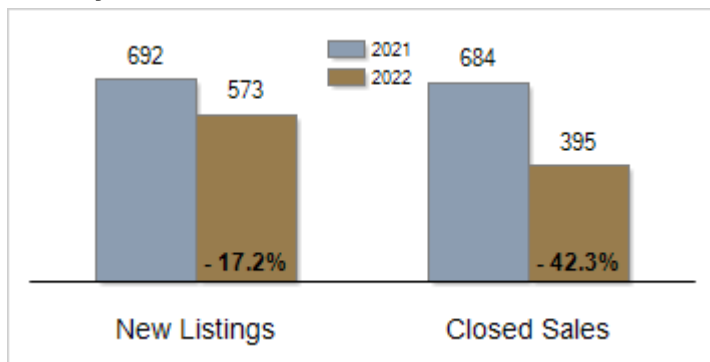


Patterson-Schwartz Real Estate Residential Market Update

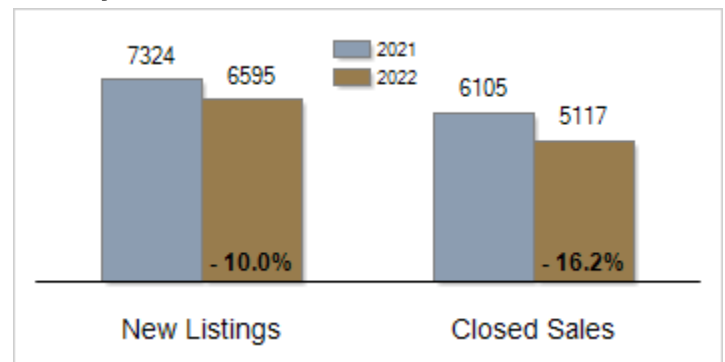
As of Wednesday, November 9, 2022 9:14:42 AM

All Sussex County	October			Year To Date		
	2021	2022	Change	2021	2022	Change
New Listings	692	573	- 17.2%	7324	6595	- 10.0%
Closed Sales	684	395	- 42.3%	6105	5117	- 16.2%
Pending Sales	629	265	- 57.9%	6454	4763	- 26.2%
Median Sales Price	\$386,100	\$425,000	+ 10.1%	\$365,000	\$425,000	+ 16.4%
% of Original List Price Received at Sale	99.9%	98.1%	- 1.8%	99.7%	100.1%	+ 0.4%
Average Days on Market Until Sale	27	35	+ 29.6%	33	33	+ 0.0%
Total Residential Listing Inventory (as of 10/31)	887	1573	+ 77.3%			
Single-Family Detached Inventory (as of 10/31)	664	1157	+ 74.2%			

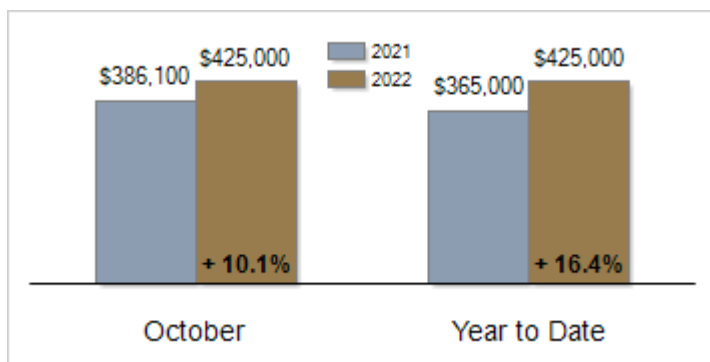
Activity: October



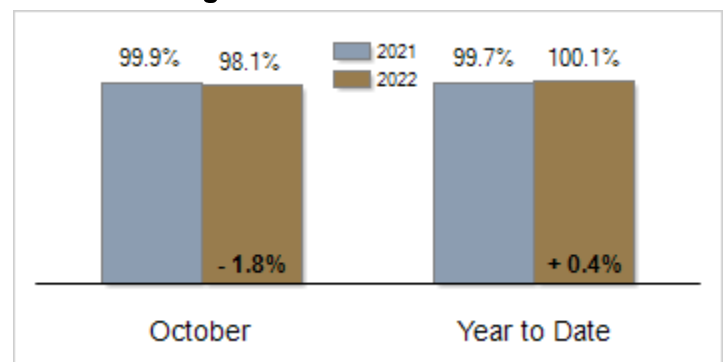
Activity: Year to Date



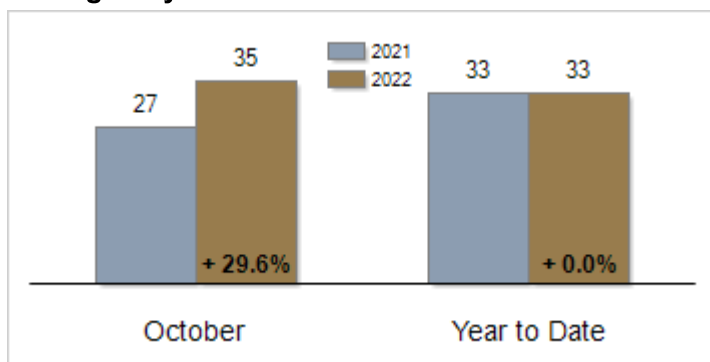
Median Sales Price



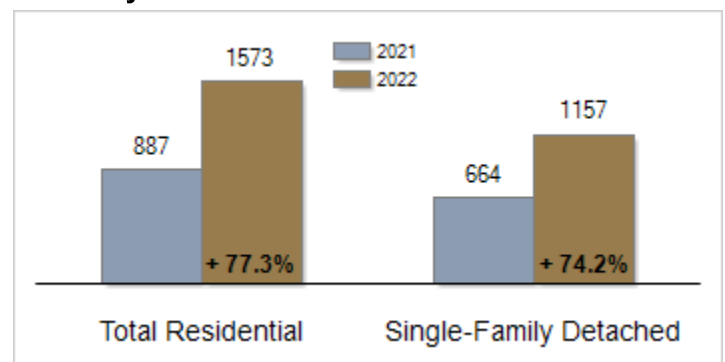
Percent of Original List Price Received at Sale



Average Days on Market Until Sale



Inventory of Homes for Sale: October



All information presented is based on data supplied by BRIGHT MLS. BRIGHT MLS does not guarantee nor is it responsible for its accuracy. Data maintained by the MLS may not reflect all real estate activities in the market. Information is deemed reliable but not guaranteed.