



Patterson-Schwartz Real Estate

Residential Market Update

As of Tuesday, May 9, 2023 9:18:54 AM

All Sussex County	April			Year To Date		
	2022	2023	Change	2022	2023	Change
New Listings	673	597	- 11.3%	2560	2332	- 8.9%
Closed Sales	595	433	- 27.2%	2046	1591	- 22.2%
Pending Sales	533	333	- 37.5%	2118	1742	- 17.8%
Median Sales Price	\$425,330	\$450,000	+ 5.8%	\$420,000	\$445,000	+ 6.0%
% of Original List Price Received at Sale	101.4%	97.5%	- 3.9%	100.8%	99.6%	- 1.2%
Average Days on Market Until Sale	30	56	+ 86.7%	37	54	+ 45.9%
Total Residential Listing Inventory (as of 04/30)	835	1462	+ 75.1%			
Single-Family Detached Inventory (as of 04/30)	620	1113	+ 79.5%			

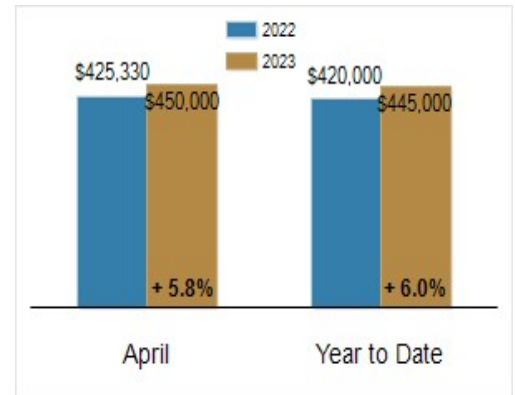
Activity: April



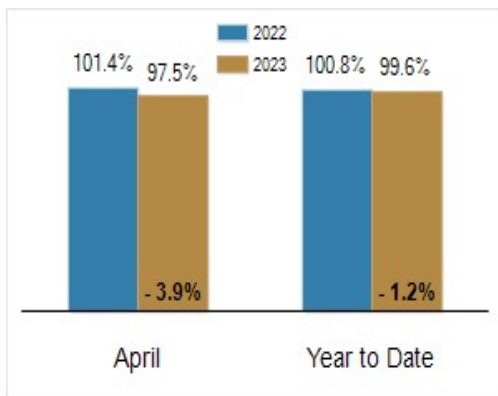
Activity: Year to Date



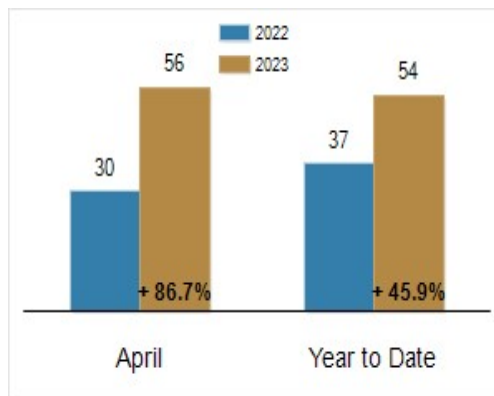
Median Sales Price



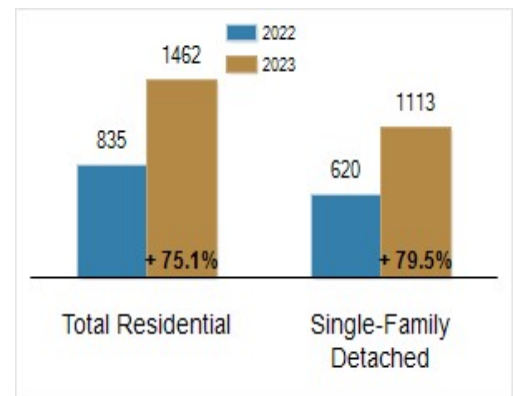
Percent of Original List Price Received at Sale



Average Days on Market Until Sale



Inventory of Homes for Sale: April



All information presented is based on data supplied by BRIGHT MLS. BRIGHT MLS does not guarantee nor is it responsible for its accuracy. Data maintained by the MLS may not reflect all real estate activities in the market. Information is deemed reliable but not guaranteed.