



Patterson-Schwartz Real Estate

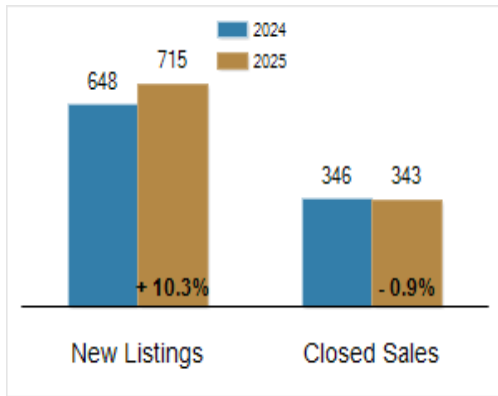
Residential Market Update

As of Friday, March 7, 2025 9:25:14 AM

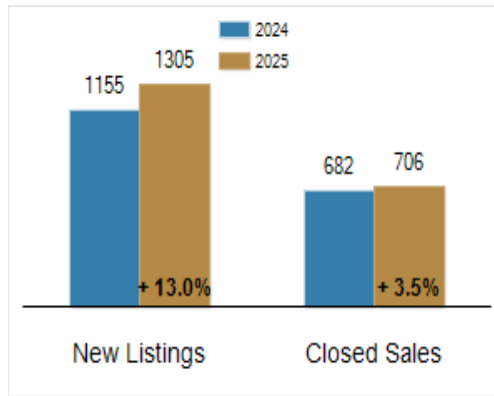
All Sussex County	February			Year To Date		
	2024	2025	Change	2024	2025	Change
New Listings	648	715	+ 10.3%	1155	1305	+ 13.0%
Closed Sales	346	343	- 0.9%	682	706	+ 3.5%
Under Contract	467	457	- 2.1%	852	879	+ 3.2%
Median Sales Price	\$430,000	\$435,000	+ 1.2%	\$438,750	\$452,000	+ 3.0%
% of Original List Price Received at Sale	96.3%	96.3%	+ 0.0%	97.4%	95.6%	- 1.8%
Average Days on Market Until Sale	56	71	+ 26.8%	56	66	+ 17.9%

Total Residential Listing Inventory as of March 7, 2025	1923
Total Residential Listing Inventory (excluding new construction) as of March 7, 2025	1220

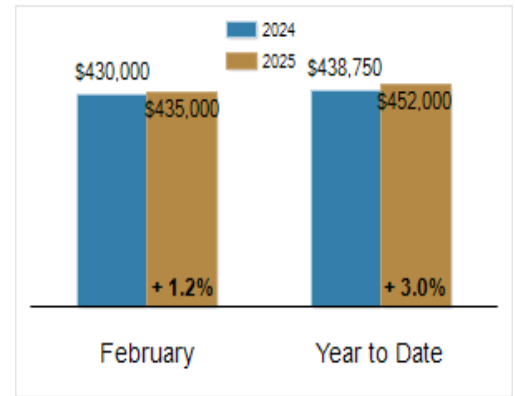
Activity: February



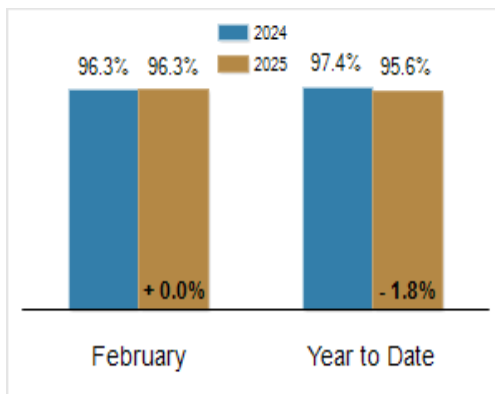
Activity: Year to Date



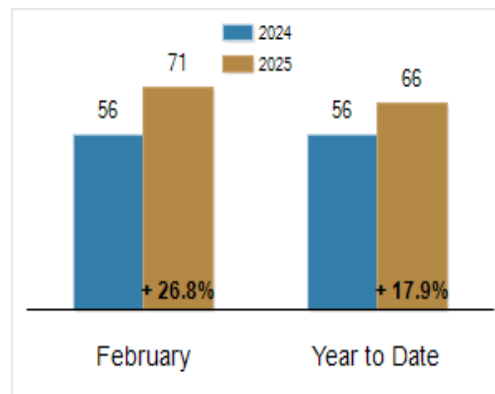
Median Sales Price



Percent of Original List Price Received at Sale



Average Days on Market Until Sale



All information presented is based on data supplied by BRIGHT MLS. BRIGHT MLS does not guarantee nor is it responsible for its accuracy. Data maintained by the MLS may not reflect all real estate activities in the market. Information is deemed reliable but not guaranteed.