



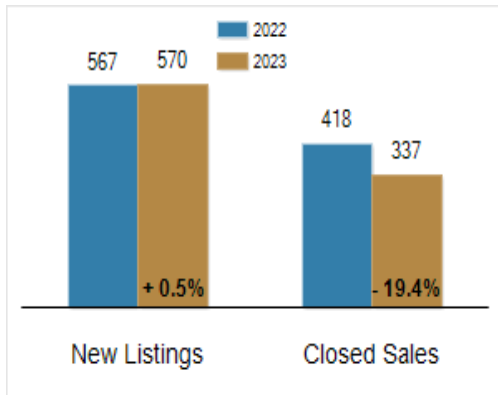
Patterson-Schwartz Real Estate

Residential Market Update

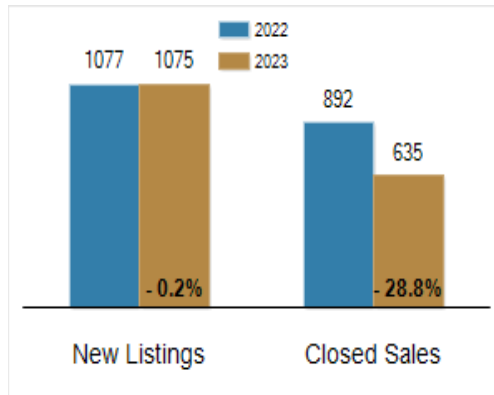
As of Wednesday, March 8, 2023 3:44:08 PM

All Sussex County	February			Year To Date		
	2022	2023	Change	2022	2023	Change
New Listings	567	570	+ 0.5%	1077	1075	- 0.2%
Closed Sales	418	337	- 19.4%	892	635	- 28.8%
Pending Sales	503	363	- 27.8%	969	784	- 19.1%
Median Sales Price	\$416,677	\$460,000	+ 10.4%	\$410,000	\$450,000	+ 9.8%
% of Original List Price Received at Sale	101.3%	100.6%	- 0.7%	100.3%	99.4%	- 0.9%
Average Days on Market Until Sale	59	62	+ 5.1%	45	56	+ 24.4%
Total Residential Listing Inventory (as of 02/28)	702	1368	+ 94.9%			
Single-Family Detached Inventory (as of 02/28)	526	1021	+ 94.1%			

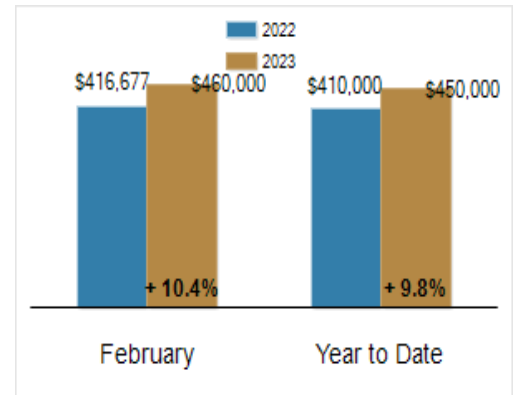
Activity: February



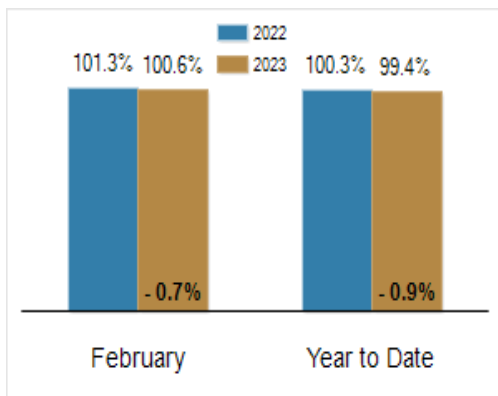
Activity: Year to Date



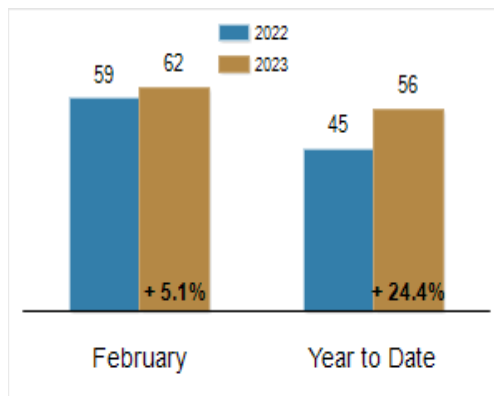
Median Sales Price



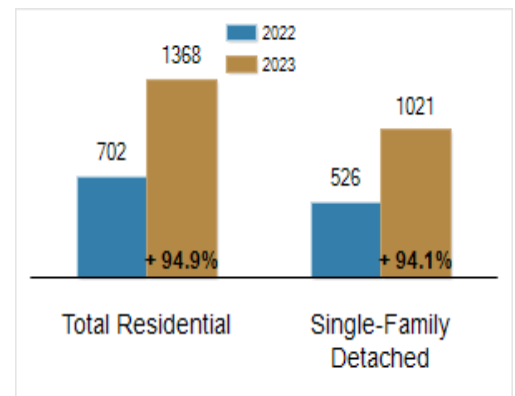
Percent of Original List Price Received at Sale



Average Days on Market Until Sale



Inventory of Homes for Sale: February



All information presented is based on data supplied by BRIGHT MLS. BRIGHT MLS does not guarantee nor is it responsible for its accuracy. Data maintained by the MLS may not reflect all real estate activities in the market. Information is deemed reliable but not guaranteed.