



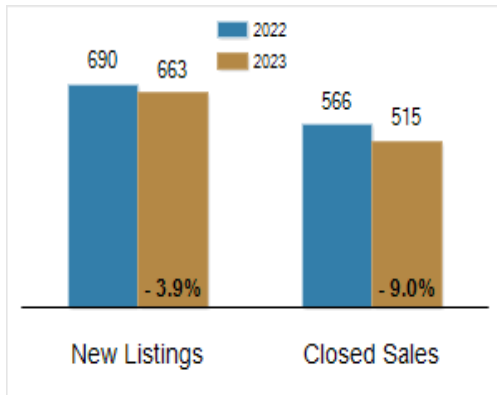
Patterson-Schwartz Real Estate

Residential Market Update

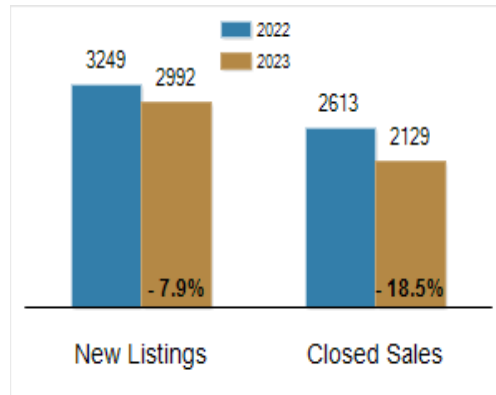
As of Thursday, June 8, 2023 3:00:00 PM

All Sussex County	May			Year To Date		
	2022	2023	Change	2022	2023	Change
New Listings	690	663	- 3.9%	3249	2992	- 7.9%
Closed Sales	566	515	- 9.0%	2613	2129	- 18.5%
Pending Sales	486	370	- 23.9%	2604	2252	- 13.5%
Median Sales Price	\$454,146	\$439,900	- 3.1%	\$425,000	\$443,480	+ 4.3%
% of Original List Price Received at Sale	101.8%	99.2%	- 2.6%	101.0%	99.5%	- 1.5%
Average Days on Market Until Sale	22	48	+ 118.2%	34	53	+ 55.9%
Total Residential Listing Inventory (as of 05/31)	894	1489	+ 66.6%			
Single-Family Detached Inventory (as of 05/31)	667	1137	+ 70.5%			

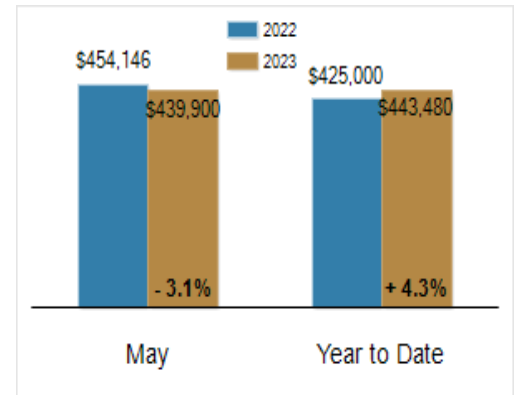
Activity: May



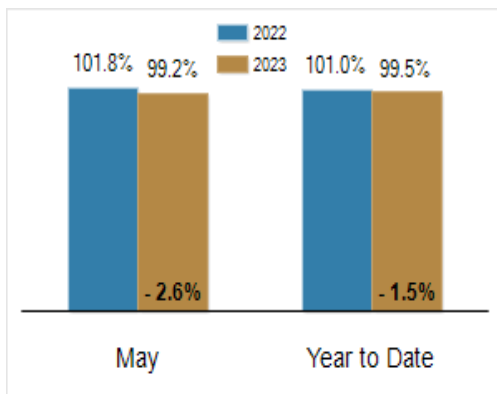
Activity: Year to Date



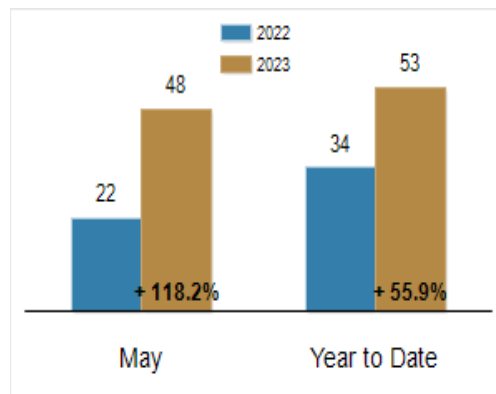
Median Sales Price



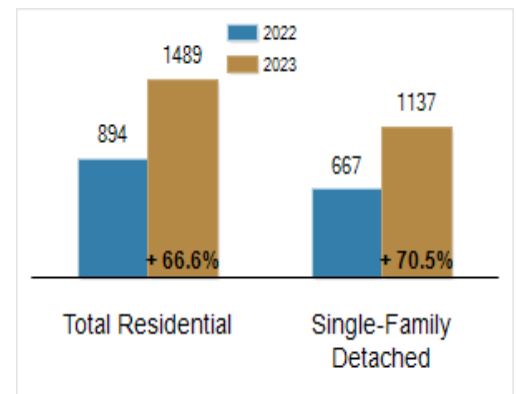
Percent of Original List Price Received at Sale



Average Days on Market Until Sale



Inventory of Homes for Sale: May



All information presented is based on data supplied by BRIGHT MLS. BRIGHT MLS does not guarantee nor is it responsible for its accuracy. Data maintained by the MLS may not reflect all real estate activities in the market. Information is deemed reliable but not guaranteed.