



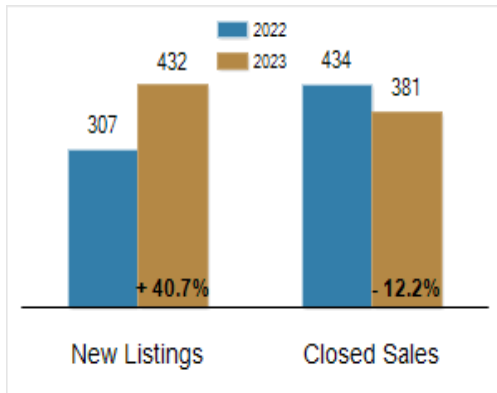
Patterson-Schwartz Real Estate

Residential Market Update

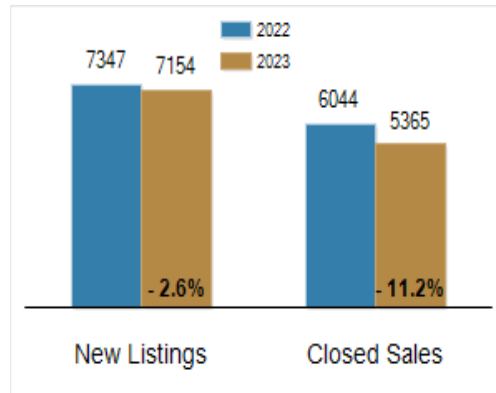
As of Monday, January 8, 2024 11:22:47 AM

All Sussex County	December			Year To Date		
	2022	2023	Change	2022	2023	Change
New Listings	307	432	+ 40.7%	7347	7154	- 2.6%
Closed Sales	434	381	- 12.2%	6044	5365	- 11.2%
Pending Sales	263	264	+ 0.4%	5525	5414	- 2.0%
Median Sales Price	\$439,950	\$455,000	+ 3.4%	\$429,707	\$450,000	+ 4.7%
% of Original List Price Received at Sale	98.2%	98.0%	- 0.2%	100.1%	98.8%	- 1.3%
Average Days on Market Until Sale	42	56	+ 33.3%	34	48	+ 41.2%
Total Residential Listing Inventory (as of 12/31)	1147	1533	+ 33.7%			
Single-Family Detached Inventory (as of 12/31)	839	1134	+ 35.2%			

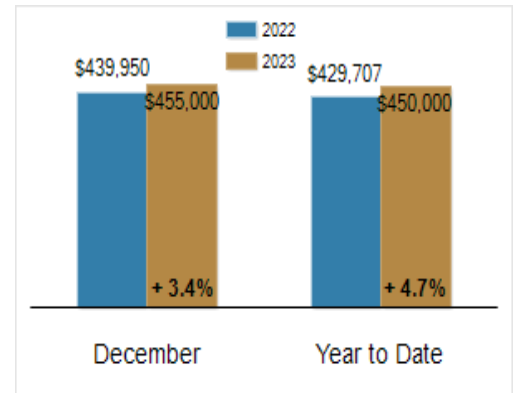
Activity: December



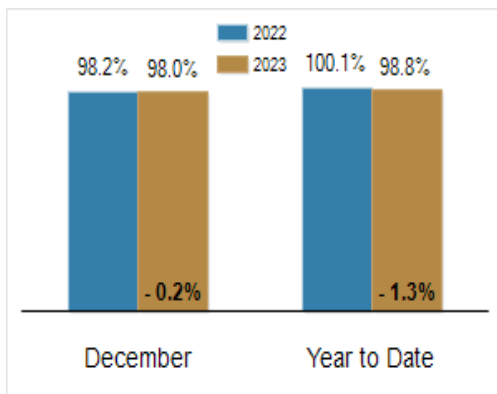
Activity: Year to Date



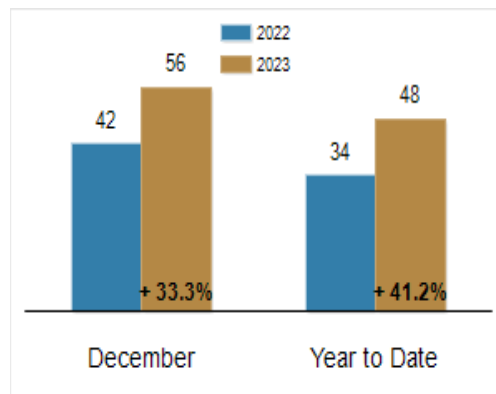
Median Sales Price



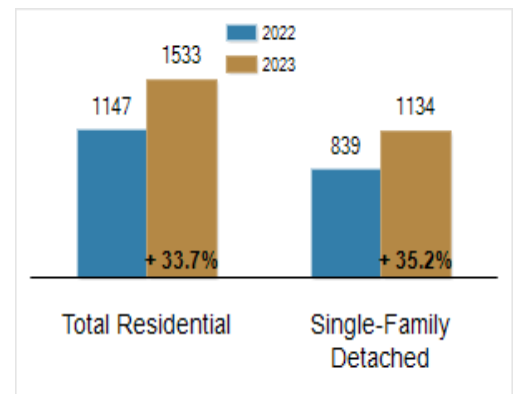
Percent of Original List Price Received at Sale



Average Days on Market Until Sale



Inventory of Homes for Sale: December



All information presented is based on data supplied by BRIGHT MLS. BRIGHT MLS does not guarantee nor is it responsible for its accuracy. Data maintained by the MLS may not reflect all real estate activities in the market. Information is deemed reliable but not guaranteed.