

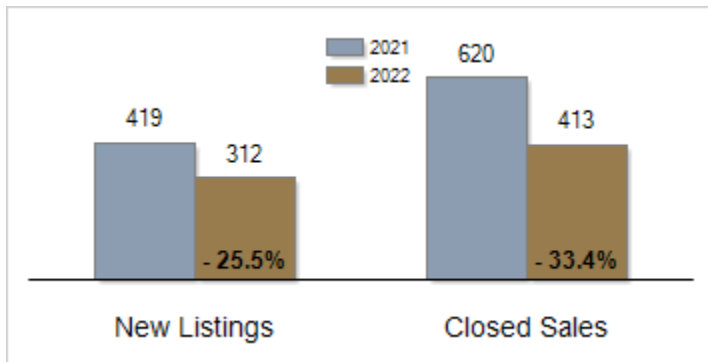


Patterson-Schwartz Real Estate Residential Market Update

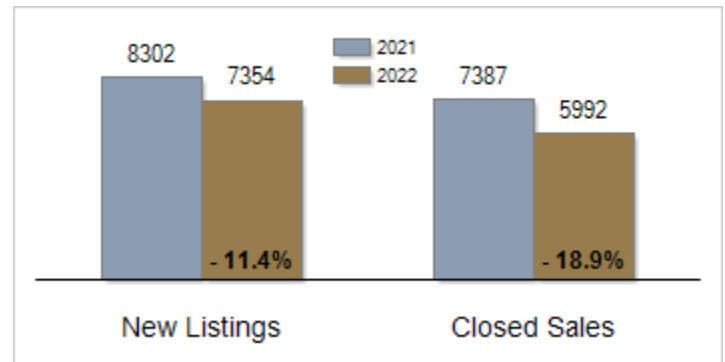
As of Monday, January 9, 2023 9:26:21 AM

All Sussex County	December			Year To Date		
	2021	2022	Change	2021	2022	Change
New Listings	419	312	- 25.5%	8302	7354	- 11.4%
Closed Sales	620	413	- 33.4%	7387	5992	- 18.9%
Pending Sales	406	190	- 53.2%	7404	5428	- 26.7%
Median Sales Price	\$428,721	\$435,000	+ 1.5%	\$375,000	\$427,992	+ 14.1%
% of Original List Price Received at Sale	99.6%	98.1%	- 1.5%	99.6%	100.0%	+ 0.4%
Average Days on Market Until Sale	27	42	+ 55.6%	32	34	+ 6.3%
Total Residential Listing Inventory (as of 12/31)	740	1355	+ 83.1%			
Single-Family Detached Inventory (as of 12/31)	541	1004	+ 85.6%			

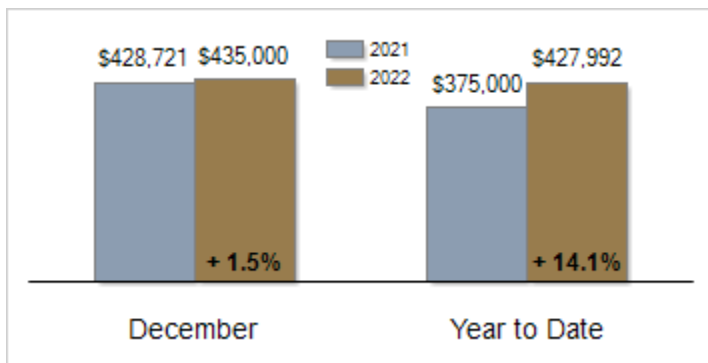
Activity: December



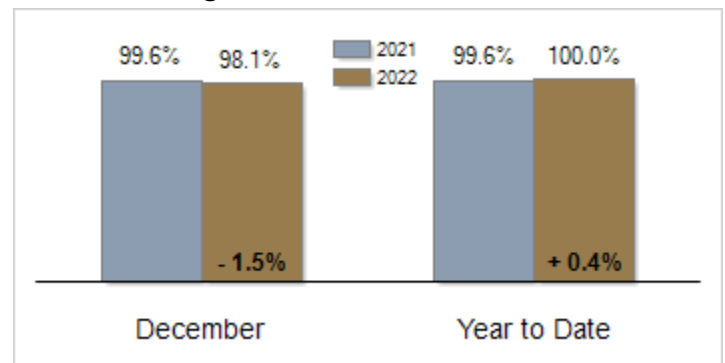
Activity: Year to Date



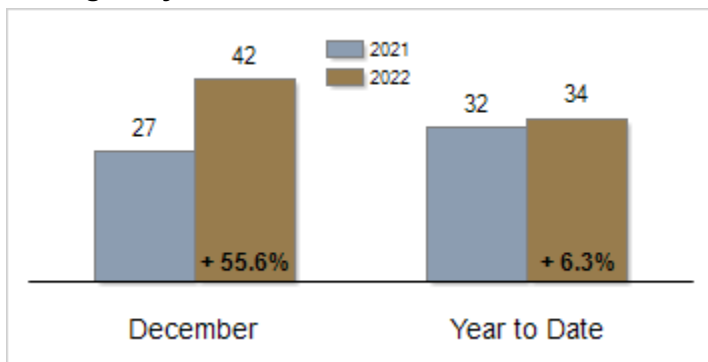
Median Sales Price



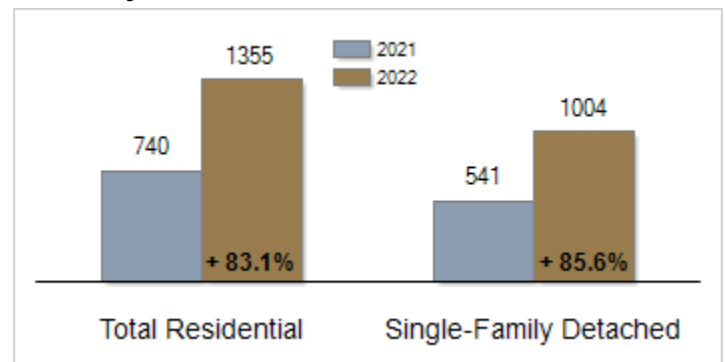
Percent of Original List Price Received at Sale



Average Days on Market Until Sale



Inventory of Homes for Sale: December



All information presented is based on data supplied by BRIGHT MLS. BRIGHT MLS does not guarantee nor is it responsible for its accuracy. Data maintained by the MLS may not reflect all real estate activities in the market. Information is deemed reliable but not guaranteed.