



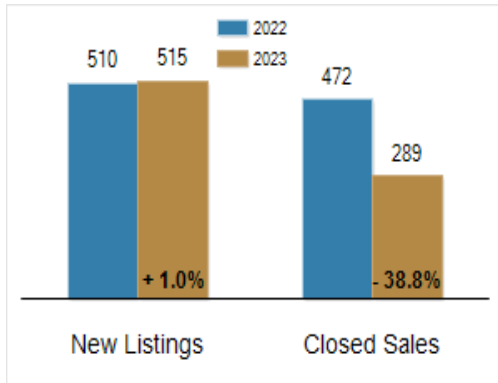
Patterson-Schwartz Real Estate

Residential Market Update

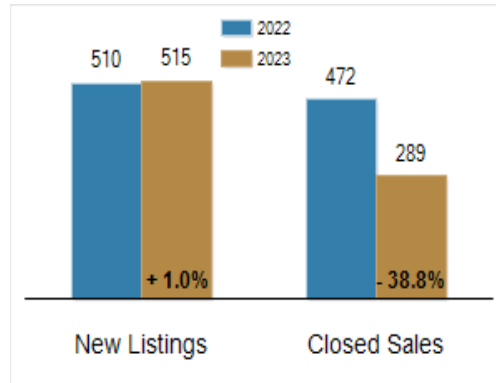
As of Wednesday, February 8, 2023 4:22:33 PM

All Sussex County	January			Year To Date		
	2022	2023	Change	2022	2023	Change
New Listings	510	515	+ 1.0%	510	515	+ 1.0%
Closed Sales	472	289	- 38.8%	472	289	- 38.8%
Pending Sales	466	306	- 34.3%	466	306	- 34.3%
Median Sales Price	\$401,550	\$430,000	+ 7.1%	\$401,550	\$430,000	+ 7.1%
% of Original List Price Received at Sale	99.4%	97.9%	- 1.5%	99.4%	97.9%	- 1.5%
Average Days on Market Until Sale	32	48	+ 50.0%	32	48	+ 50.0%
Total Residential Listing Inventory (as of 01/31)	731	1384	+ 89.3%			
Single-Family Detached Inventory (as of 01/31)	536	1026	+ 91.4%			

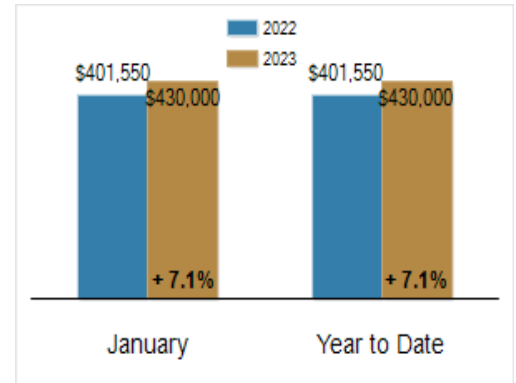
Activity: January



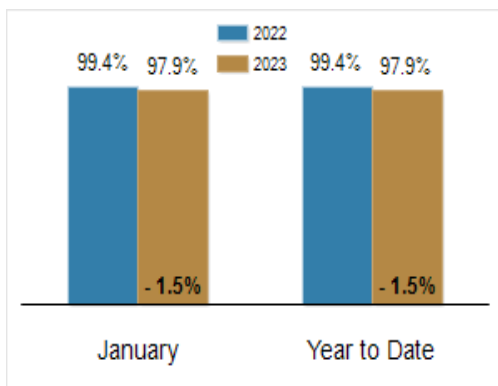
Activity: Year to Date



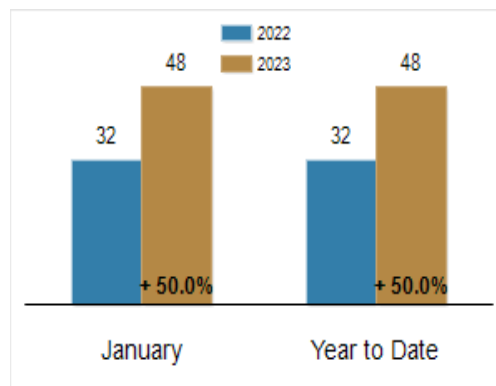
Median Sales Price



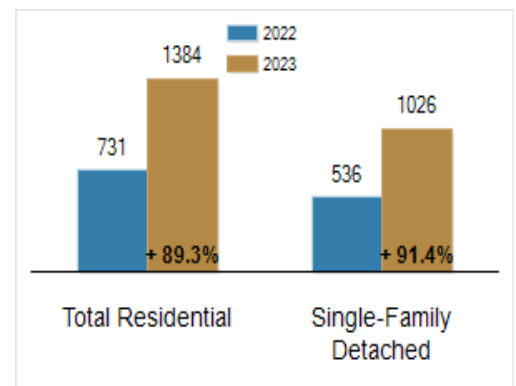
Percent of Original List Price Received at Sale



Average Days on Market Until Sale



Inventory of Homes for Sale: January



All information presented is based on data supplied by BRIGHT MLS. BRIGHT MLS does not guarantee nor is it responsible for its accuracy. Data maintained by the MLS may not reflect all real estate activities in the market. Information is deemed reliable but not guaranteed.