



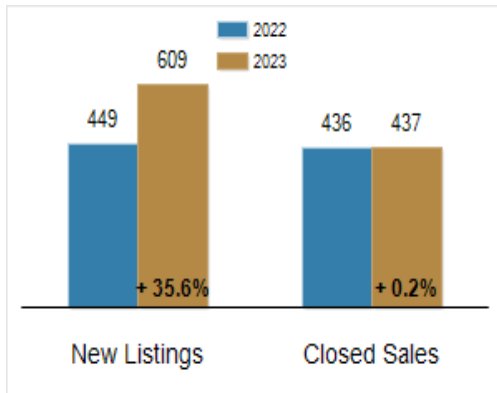
Patterson-Schwartz Real Estate

Residential Market Update

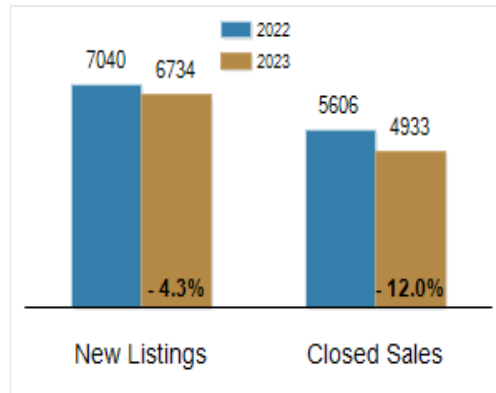
As of Wednesday, December 6, 2023 10:45:40 AM

All Sussex County	November			Year To Date		
	2022	2023	Change	2022	2023	Change
New Listings	449	609	+ 35.6%	7040	6734	- 4.3%
Closed Sales	436	437	+ 0.2%	5606	4933	- 12.0%
Pending Sales	339	297	- 12.4%	5261	4994	- 5.1%
Median Sales Price	\$450,000	\$435,000	- 3.3%	\$427,997	\$450,000	+ 5.1%
% of Original List Price Received at Sale	100.4%	97.5%	- 2.9%	100.2%	98.8%	- 1.4%
Average Days on Market Until Sale	40	49	+ 22.5%	34	47	+ 38.2%
Total Residential Listing Inventory (as of 11/30)	1216	1668	+ 37.2%			
Single-Family Detached Inventory (as of 11/30)	893	1214	+ 35.9%			

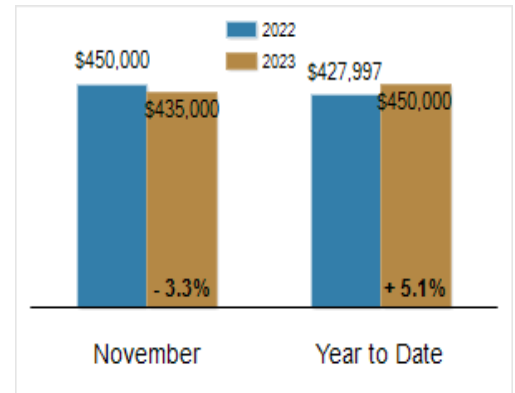
Activity: November



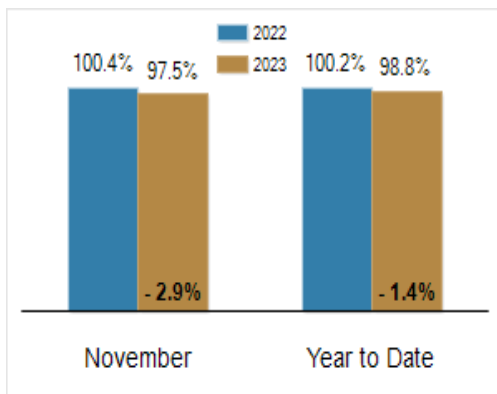
Activity: Year to Date



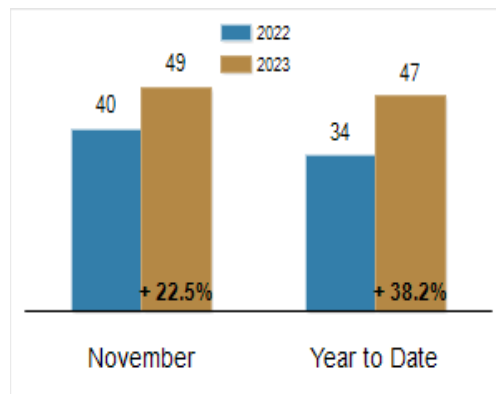
Median Sales Price



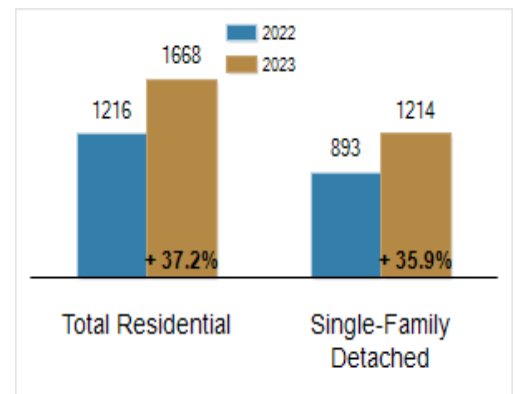
Percent of Original List Price Received at Sale



Average Days on Market Until Sale



Inventory of Homes for Sale: November



All information presented is based on data supplied by BRIGHT MLS. BRIGHT MLS does not guarantee nor is it responsible for its accuracy. Data maintained by the MLS may not reflect all real estate activities in the market. Information is deemed reliable but not guaranteed.