



Patterson-Schwartz Real Estate

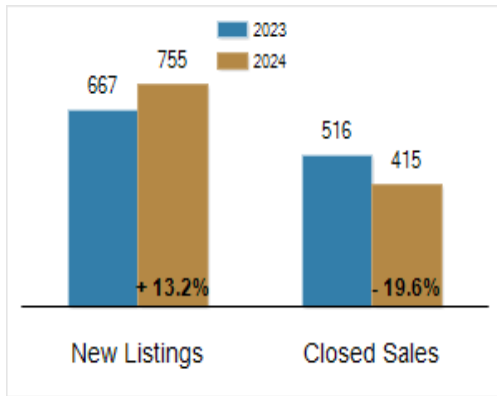
Residential Market Update

As of Monday, April 8, 2024 1:47:43 PM

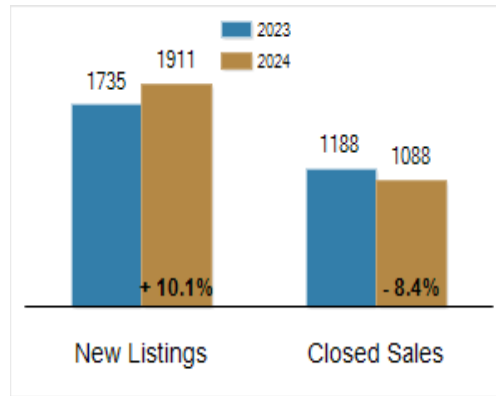
All Sussex County	March			Year To Date		
	2023	2024	Change	2023	2024	Change
New Listings	667	755	+ 13.2%	1735	1911	+ 10.1%
Closed Sales	516	415	- 19.6%	1188	1088	- 8.4%
Pending Sales	501	389	- 22.4%	1453	1194	- 17.8%
Median Sales Price	\$421,950	\$430,000	+ 1.9%	\$447,000	\$435,000	- 2.7%
% of Original List Price Received at Sale	100.9%	98.4%	- 2.5%	100.6%	97.8%	- 2.8%
Average Days on Market Until Sale	51	53	+ 3.9%	53	55	+ 3.8%

Total Residential Listing Inventory as of April 8, 2024	1580
Total Residential Listing Inventory (excluding new construction) as of April 8, 2024	959

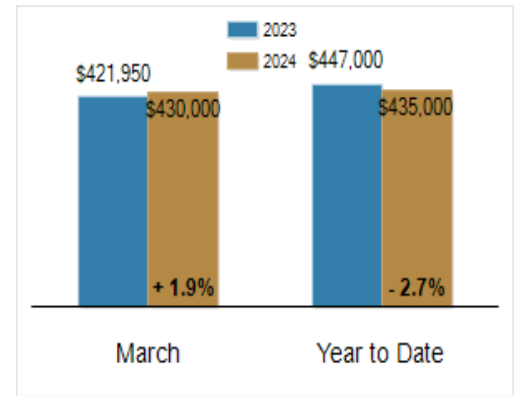
Activity: March



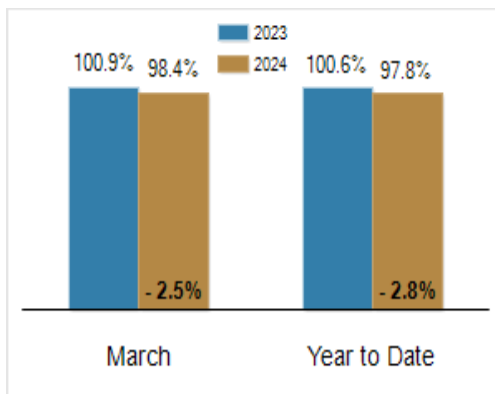
Activity: Year to Date



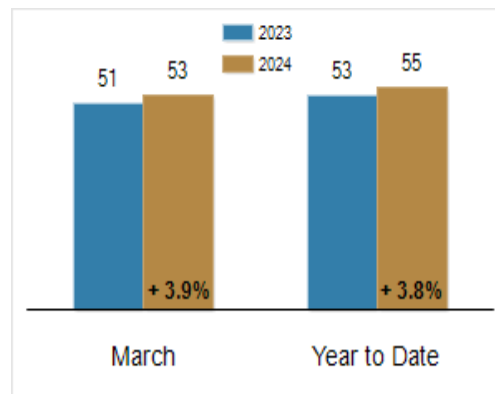
Median Sales Price



Percent of Original List Price Received at Sale



Average Days on Market Until Sale



All information presented is based on data supplied by BRIGHT MLS. BRIGHT MLS does not guarantee nor is it responsible for its accuracy. Data maintained by the MLS may not reflect all real estate activities in the market. Information is deemed reliable but not guaranteed.