

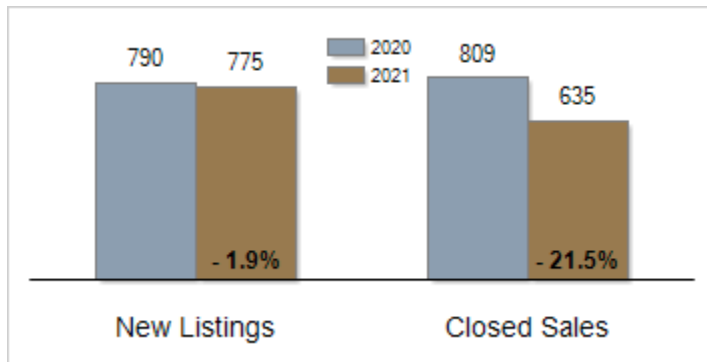


Patterson-Schwartz Real Estate Residential Market Update

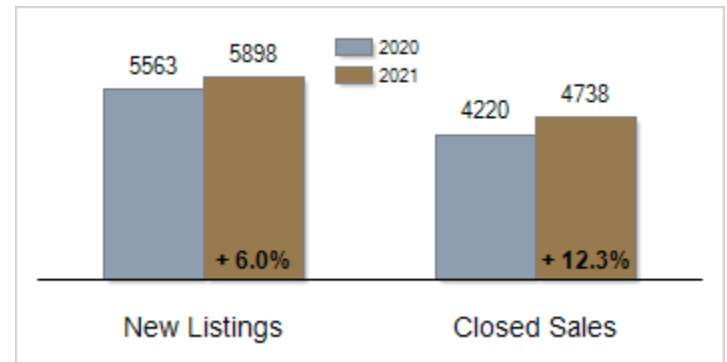
As of Tuesday, September 7, 2021 3:43:31 PM

All Sussex County	August			Year To Date		
	2020	2021	Change	2020	2021	Change
New Listings	790	775	- 1.9%	5563	5898	+ 6.0%
Closed Sales	809	635	- 21.5%	4220	4738	+ 12.3%
Pending Sales	923	497	- 46.2%	5110	4978	- 2.6%
Median Sales Price	\$329,900	\$379,000	+ 14.9%	\$315,000	\$359,000	+ 14.0%
% of Original List Price Received at Sale	97.4%	100.3%	+ 2.9%	97.6%	99.6%	+ 2.0%
Average Days on Market Until Sale	88	22	- 75.0%	89	36	- 59.6%
Total Residential Listing Inventory (as of 08/31)	1300	1163	- 10.5%			
Single-Family Detached Inventory (as of 08/31)	919	832	- 9.5%			

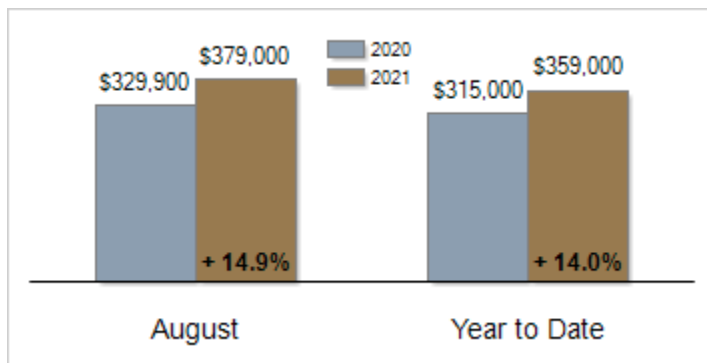
Activity: August



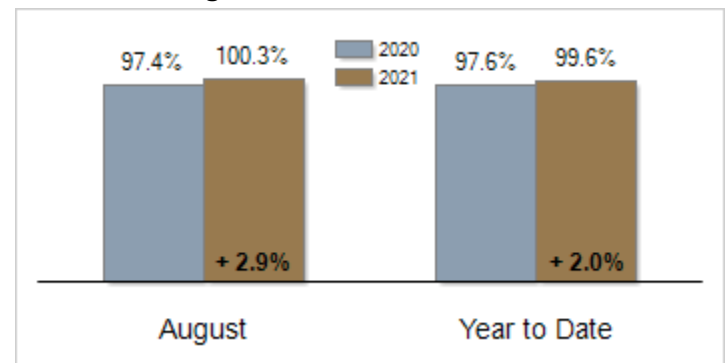
Activity: Year to Date



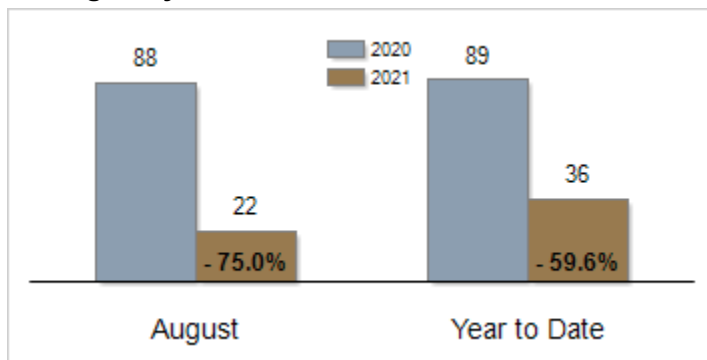
Median Sales Price



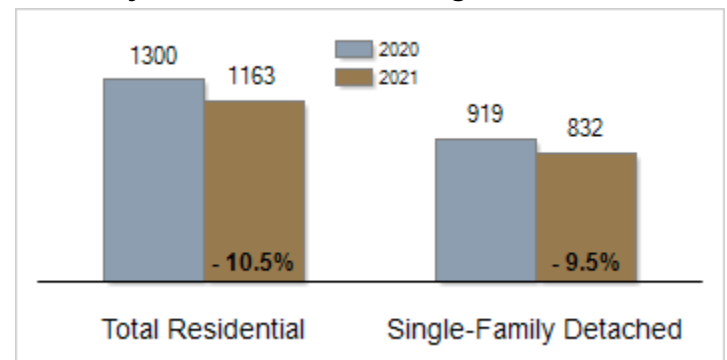
Percent of Original List Price Received at Sale



Average Days on Market Until Sale



Inventory of Homes for Sale: August



All information presented is based on data supplied by BRIGHT MLS. BRIGHT MLS does not guarantee nor is it responsible for its accuracy. Data maintained by the MLS may not reflect all real estate activities in the market. Information is deemed reliable but not guaranteed.