

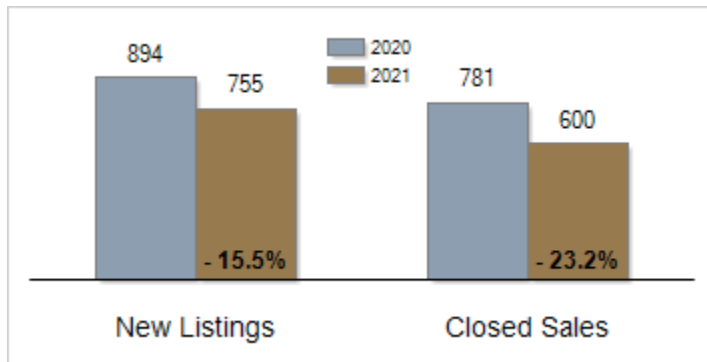


# Patterson-Schwartz Real Estate Residential Market Update

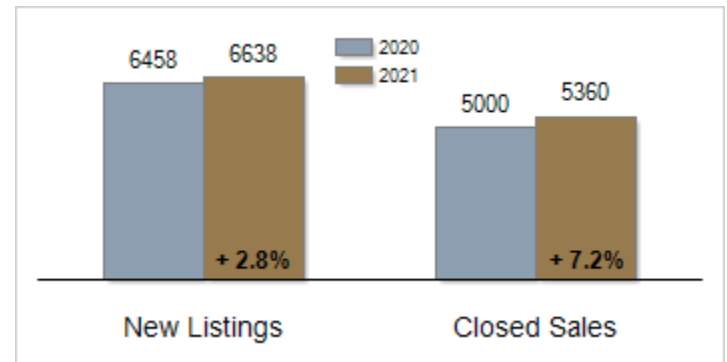
As of Friday, October 8, 2021 9:12:40 AM

All Sussex County	September			Year To Date		
	2020	2021	Change	2020	2021	Change
New Listings	894	755	- 15.5%	6458	6638	+ 2.8%
Closed Sales	781	600	- 23.2%	5000	5360	+ 7.2%
Pending Sales	863	455	- 47.3%	5971	5598	- 6.2%
Median Sales Price	\$342,500	\$397,000	+ 15.9%	\$319,000	\$361,340	+ 13.3%
% of Original List Price Received at Sale	96.3%	100.0%	+ 3.7%	97.4%	99.6%	+ 2.2%
Average Days on Market Until Sale	75	20	- 73.3%	86	34	- 60.5%
Total Residential Listing Inventory (as of 09/30)	1216	1194	- 1.8%			
Single-Family Detached Inventory (as of 09/30)	862	863	+ 0.1%			

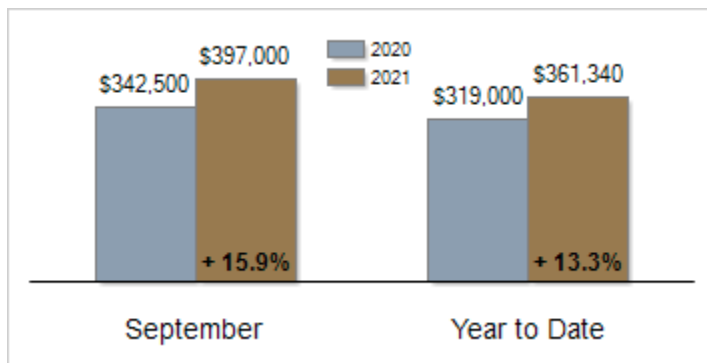
Activity: September



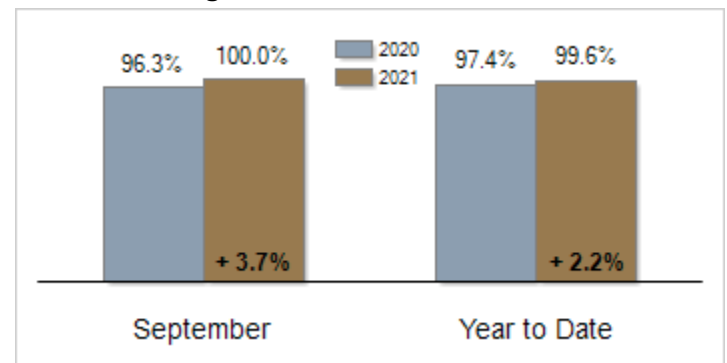
Activity: Year to Date



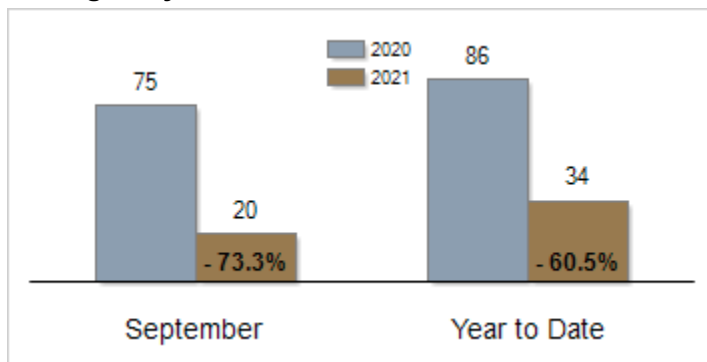
Median Sales Price



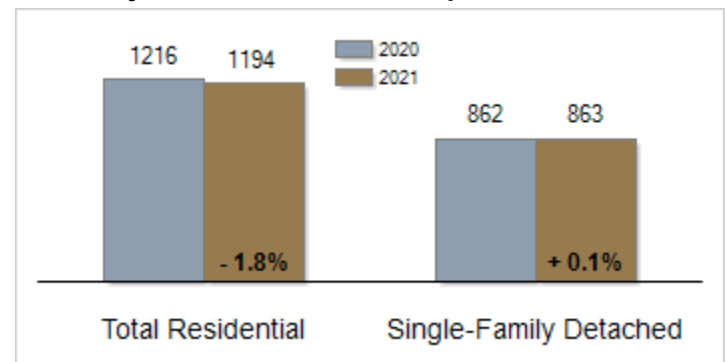
Percent of Original List Price Received at Sale



Average Days on Market Until Sale



Inventory of Homes for Sale: September



All information presented is based on data supplied by BRIGHT MLS. BRIGHT MLS does not guarantee nor is it responsible for its accuracy. Data maintained by the MLS may not reflect all real estate activities in the market. Information is deemed reliable but not guaranteed.