

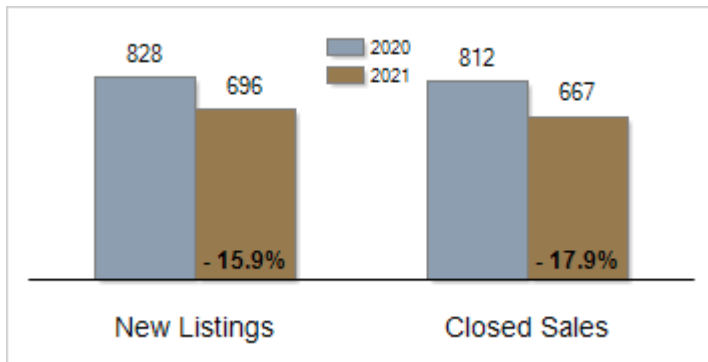


# Patterson-Schwartz Real Estate Residential Market Update

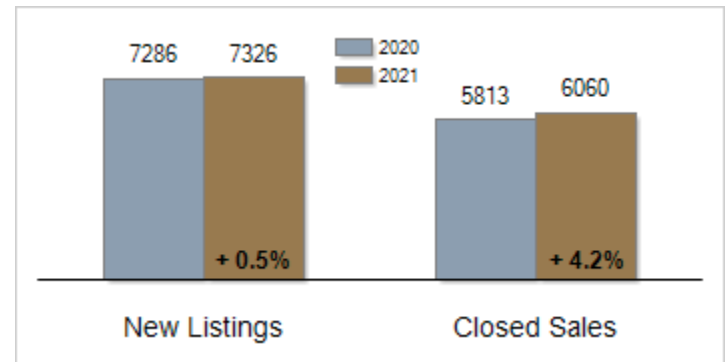
As of Wednesday, November 10, 2021 3:18:37 PM

All Sussex County	October			Year To Date		
	2020	2021	Change	2020	2021	Change
New Listings	828	696	- 15.9%	7286	7326	+ 0.5%
Closed Sales	812	667	- 17.9%	5813	6060	+ 4.2%
Pending Sales	783	441	- 43.7%	6743	6233	- 7.6%
Median Sales Price	\$329,450	\$386,210	+ 17.2%	\$320,000	\$365,000	+ 14.1%
% of Original List Price Received at Sale	97.0%	99.8%	+ 2.8%	97.3%	99.7%	+ 2.4%
Average Days on Market Until Sale	65	26	- 60.0%	83	33	- 60.2%
Total Residential Listing Inventory (as of 10/31)	1174	1134	- 3.4%			
Single-Family Detached Inventory (as of 10/31)	837	824	- 1.6%			

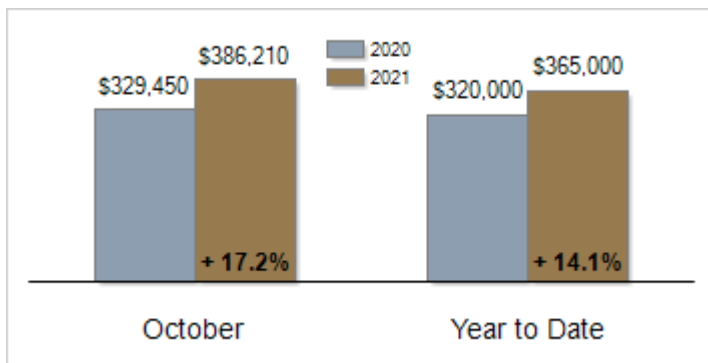
## Activity: October



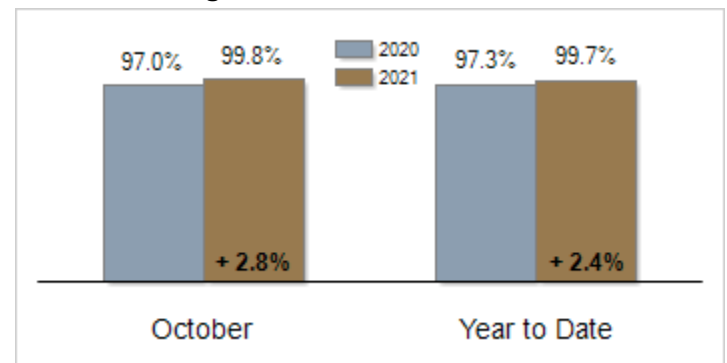
## Activity: Year to Date



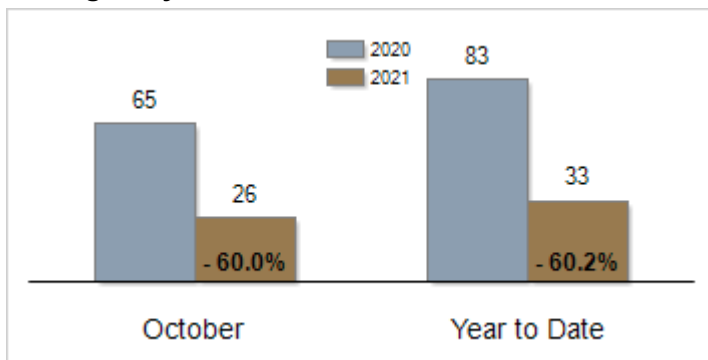
## Median Sales Price



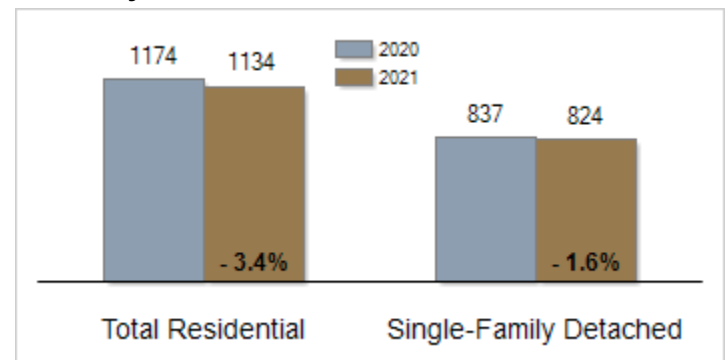
## Percent of Original List Price Received at Sale



## Average Days on Market Until Sale



## Inventory of Homes for Sale: October



All information presented is based on data supplied by BRIGHT MLS. BRIGHT MLS does not guarantee nor is it responsible for its accuracy. Data maintained by the MLS may not reflect all real estate activities in the market. Information is deemed reliable but not guaranteed.