



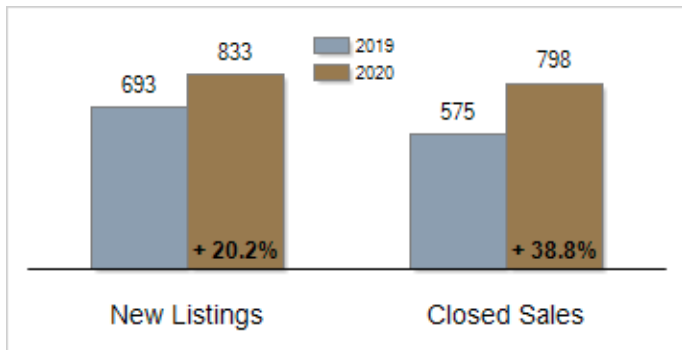
Patterson-Schwartz Real Estate

Residential Market Update

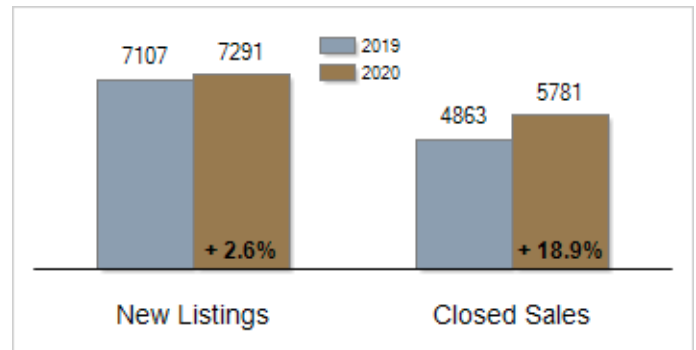
As of Monday, November 9, 2020 11:09:48 AM

All Sussex County	October			Year To Date		
	2019	2020	Change	2019	2020	Change
New Listings	693	833	+ 20.2%	7107	7291	+ 2.6%
Closed Sales	575	798	+ 38.8%	4863	5781	+ 18.9%
Pending Sales	533	553	+ 3.8%	5289	6408	+ 21.2%
Median Sales Price	\$300,000	\$329,950	+ 10.0%	\$289,500	\$319,990	+ 10.5%
% of Original List Price Received at Sale	98.2%	96.9%	- 1.3%	97.3%	97.3%	+ 0.0%
Average Days on Market Until Sale	80	64	- 20.0%	93	83	- 10.8%
Total Residential Listing Inventory (as of 10/31)	2114	1593	- 24.6%			
Single-Family Detached Inventory (as of 10/31)	1420	1121	- 21.1%			

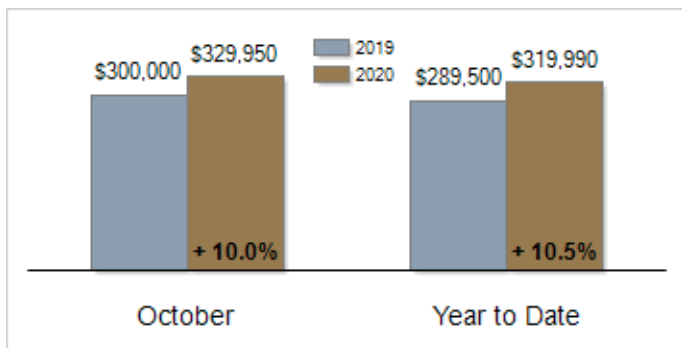
Activity: October



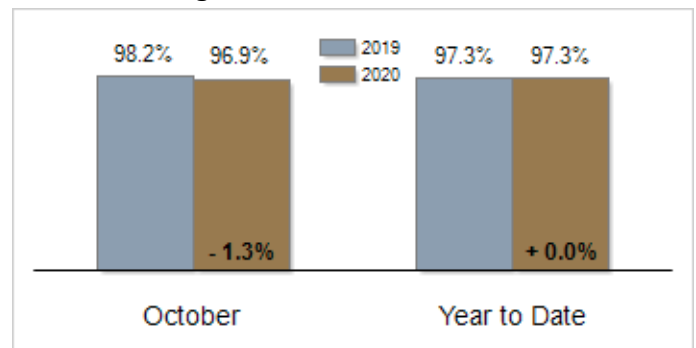
Activity: Year to Date



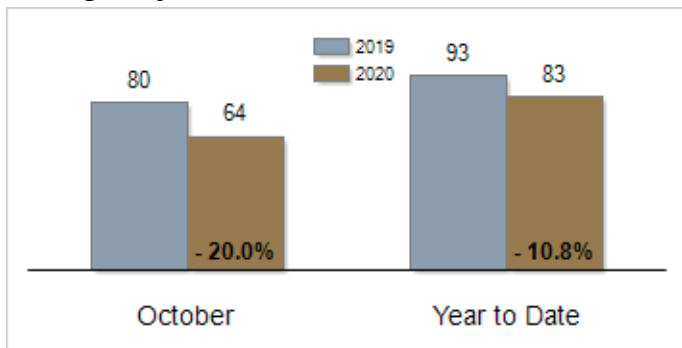
Median Sales Price



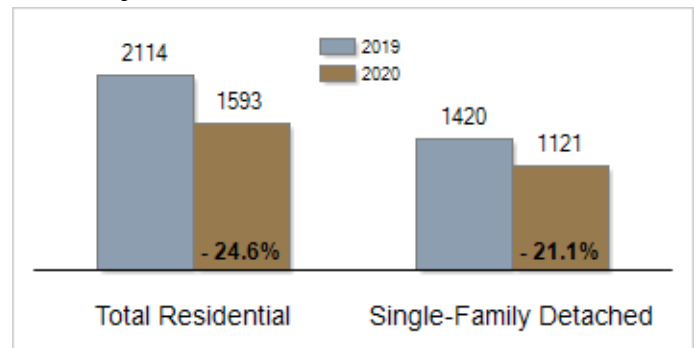
Percent of Original List Price Received at Sale



Average Days on Market Until Sale



Inventory of Homes for Sale: October



All information presented is based on data supplied by BRIGHT MLS. BRIGHT MLS does not guarantee nor is it responsible for its accuracy. Data maintained by the MLS may not reflect all real estate activities in the market. Information is deemed reliable but not guaranteed.