

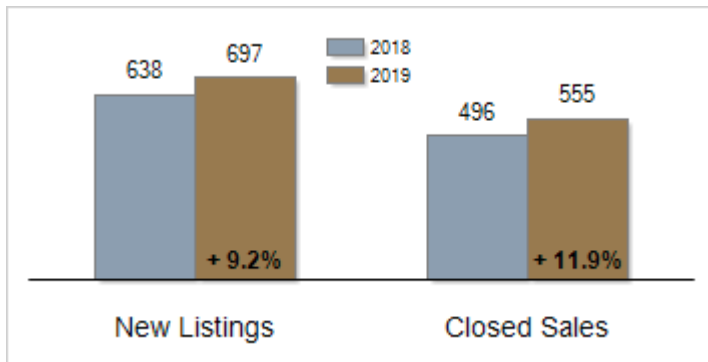


Patterson-Schwartz Real Estate Residential Market Update

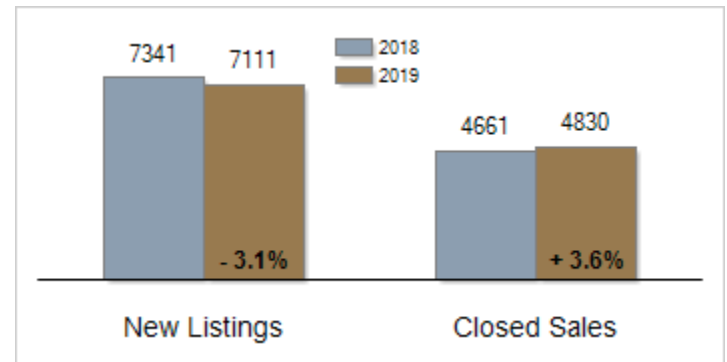
As of Friday, November 08, 2019 2:09:49 PM

All Sussex County	October			Year To Date		
	2018	2019	Change	2018	2019	Change
New Listings	638	697	+ 9.2%	7341	7111	- 3.1%
Closed Sales	496	555	+ 11.9%	4661	4830	+ 3.6%
Pending Sales	475	441	- 7.2%	4842	5133	+ 6.0%
Median Sales Price	\$274,470	\$300,000	+ 9.3%	\$280,000	\$288,053	+ 2.9%
% of Original List Price Received at Sale	94.1%	97.9%	+ 3.8%	96.1%	97.2%	+ 1.1%
Average Days on Market Until Sale	100	79	- 21.0%	103	93	- 9.7%

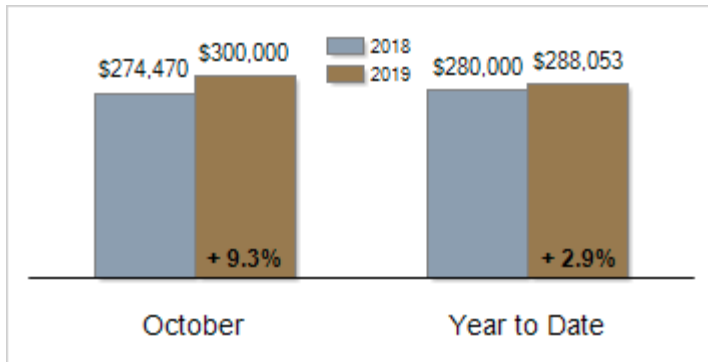
Activity: October



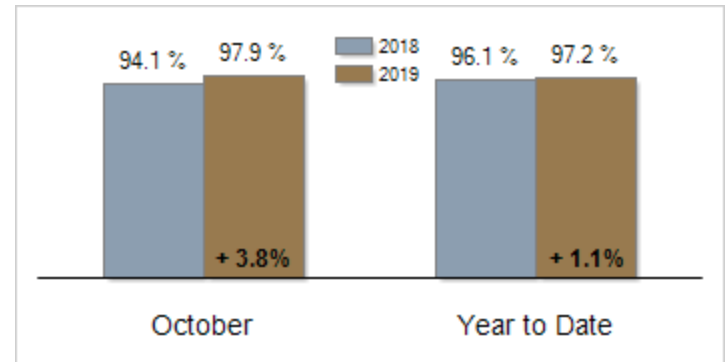
Activity: Year to Date



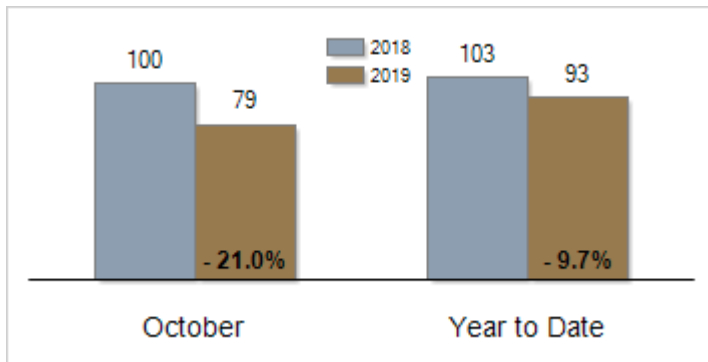
Median Sales Price



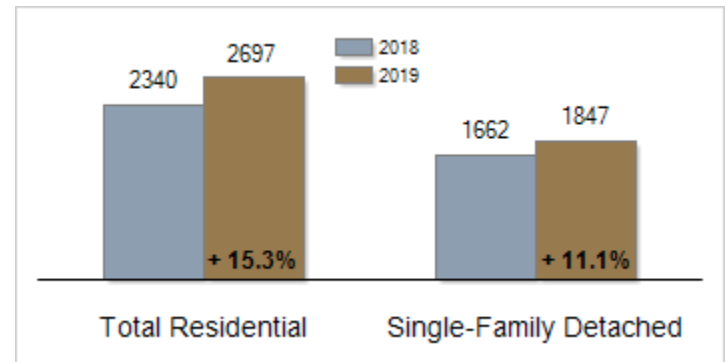
Percent of Original List Price Received at Sale



Average Days on Market Until Sale



Inventory of Homes for Sale: October



All information presented is based on data supplied by BRIGHT MLS. BRIGHT MLS does not guarantee nor is it responsible for its accuracy. Data maintained by the MLS may not reflect all real estate activities in the market. Information is deemed reliable but not guaranteed.