

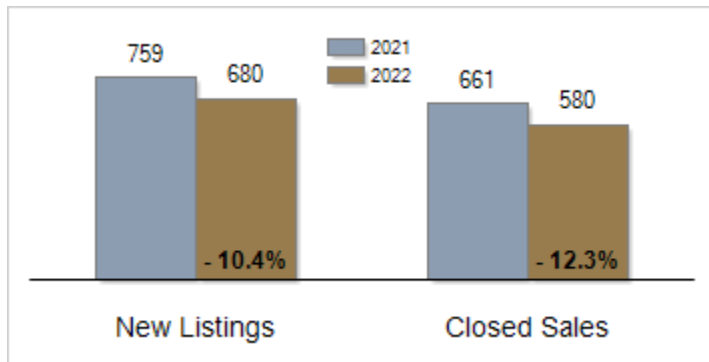


# Patterson-Schwartz Real Estate Residential Market Update

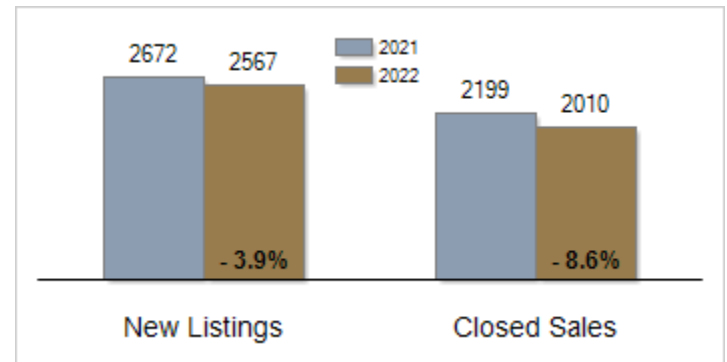
As of Wednesday, May 11, 2022 7:37:49 AM

All Sussex County	April			Year To Date		
	2021	2022	Change	2021	2022	Change
New Listings	759	680	- 10.4%	2672	2567	- 3.9%
Closed Sales	661	580	- 12.3%	2199	2010	- 8.6%
Pending Sales	684	402	- 41.2%	2533	1936	- 23.6%
Median Sales Price	\$359,000	\$425,000	+ 18.4%	\$342,000	\$419,071	+ 22.5%
% of Original List Price Received at Sale	99.1%	101.1%	+ 2.0%	98.9%	100.6%	+ 1.7%
Average Days on Market Until Sale	38	29	- 23.7%	46	37	- 19.6%
Total Residential Listing Inventory (as of 04/30)	801	1092	+ 36.3%			
Single-Family Detached Inventory (as of 04/30)	558	800	+ 43.4%			

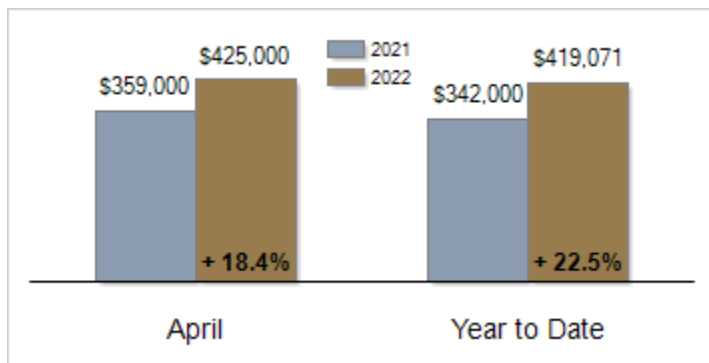
### Activity: April



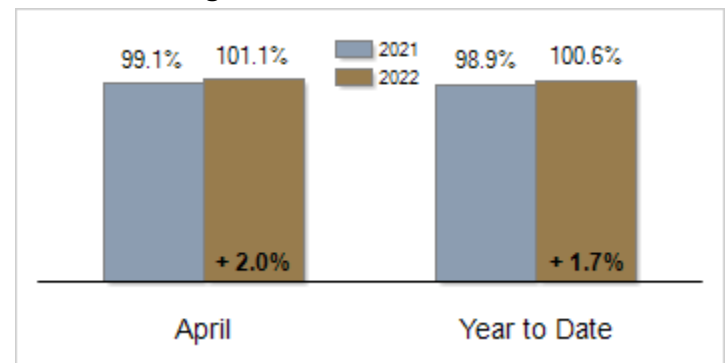
### Activity: Year to Date



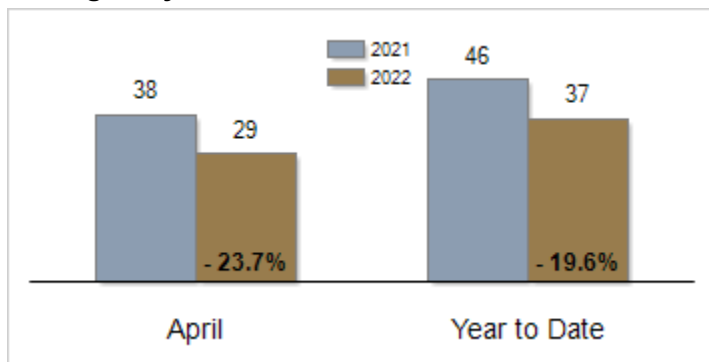
### Median Sales Price



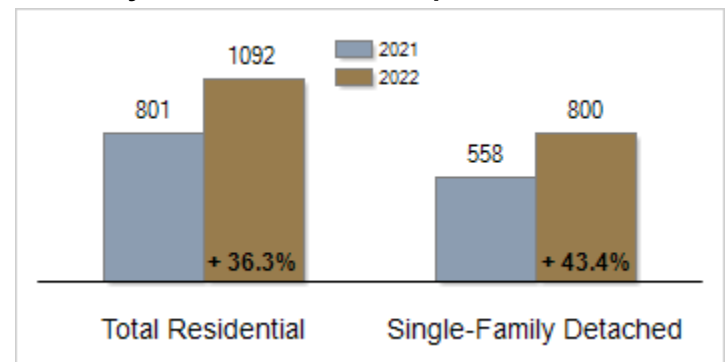
### Percent of Original List Price Received at Sale



### Average Days on Market Until Sale



### Inventory of Homes for Sale: April



All information presented is based on data supplied by BRIGHT MLS. BRIGHT MLS does not guarantee nor is it responsible for its accuracy. Data maintained by the MLS may not reflect all real estate activities in the market. Information is deemed reliable but not guaranteed.