

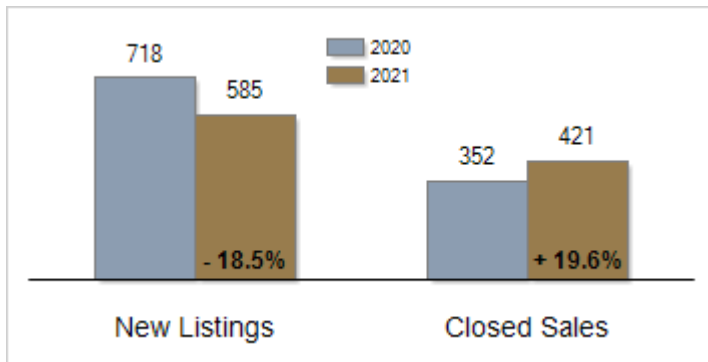


# Patterson-Schwartz Real Estate Residential Market Update

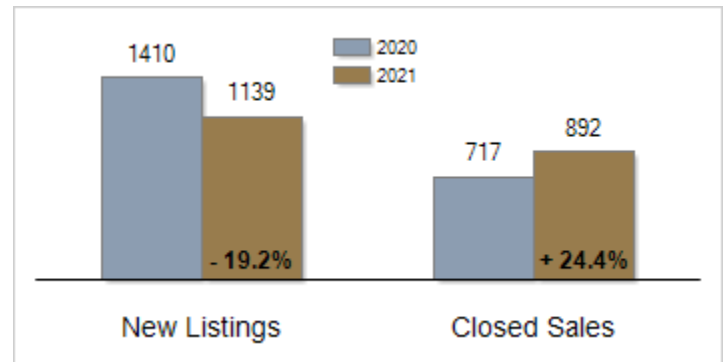
As of Wednesday, March 10, 2021 10:02:12 AM

All Sussex County	February			Year To Date		
	2020	2021	Change	2020	2021	Change
<b>New Listings</b>	718	585	- 18.5%	1410	1139	- 19.2%
<b>Closed Sales</b>	352	421	+ 19.6%	717	892	+ 24.4%
<b>Pending Sales</b>	490	403	- 17.8%	940	895	- 4.8%
<b>Median Sales Price</b>	\$293,925	\$339,000	+ 15.3%	\$299,900	\$329,450	+ 9.9%
<b>% of Original List Price Received at Sale</b>	99.2%	97.5%	- 1.7%	98.6%	98.4%	- 0.2%
<b>Average Days on Market Until Sale</b>	86	48	- 44.2%	86	50	- 41.9%
<b>Total Residential Listing Inventory (as of 02/28)</b>	2101	1121	- 46.6%			
<b>Single-Family Detached Inventory (as of 02/28)</b>	1344	760	- 43.5%			

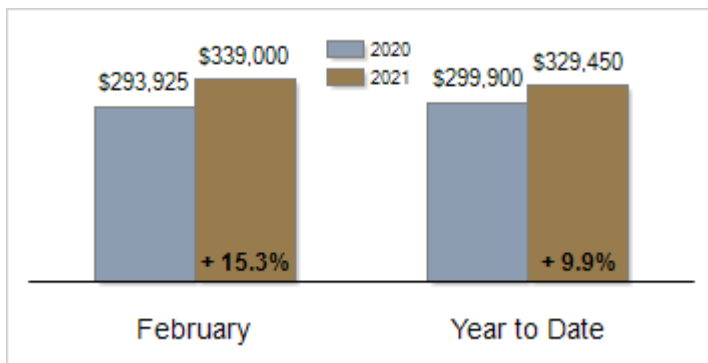
Activity: February



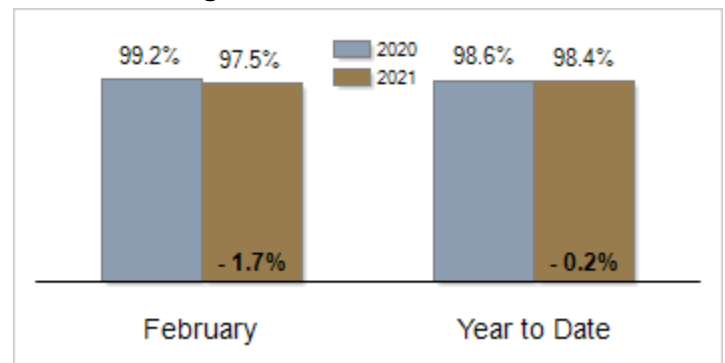
Activity: Year to Date



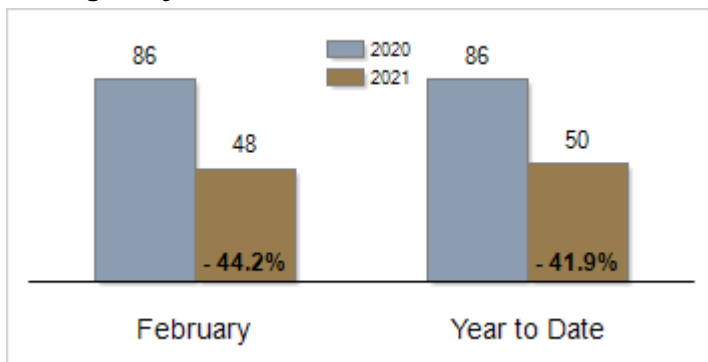
Median Sales Price



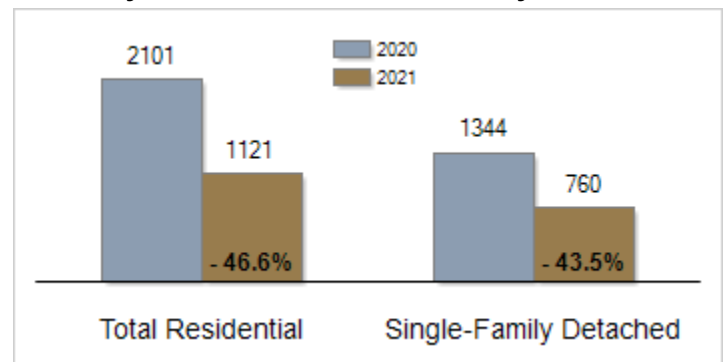
Percent of Original List Price Received at Sale



Average Days on Market Until Sale



Inventory of Homes for Sale: February



All information presented is based on data supplied by BRIGHT MLS. BRIGHT MLS does not guarantee nor is it responsible for its accuracy. Data maintained by the MLS may not reflect all real estate activities in the market. Information is deemed reliable but not guaranteed.