

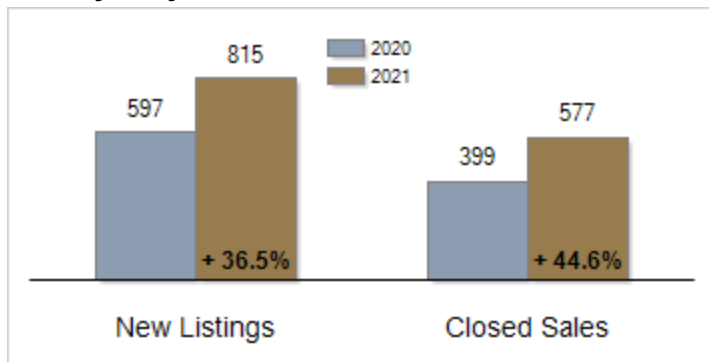


Patterson-Schwartz Real Estate Residential Market Update

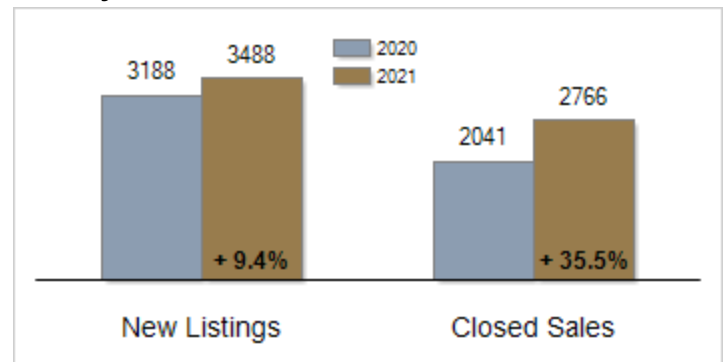
As of Wednesday, June 9, 2021 3:42:31 PM

All Sussex County	May			Year To Date		
	2020	2021	Change	2020	2021	Change
New Listings	597	815	+ 36.5%	3188	3488	+ 9.4%
Closed Sales	399	577	+ 44.6%	2041	2766	+ 35.5%
Pending Sales	605	549	- 9.3%	2318	3044	+ 31.3%
Median Sales Price	\$299,900	\$375,000	+ 25.0%	\$300,000	\$349,950	+ 16.7%
% of Original List Price Received at Sale	97.9%	100.7%	+ 2.8%	98.1%	99.2%	+ 1.1%
Average Days on Market Until Sale	87	28	- 67.8%	87	42	- 51.7%
Total Residential Listing Inventory (as of 05/31)	2128	987	- 53.6%			
Single-Family Detached Inventory (as of 05/31)	1353	719	- 46.9%			

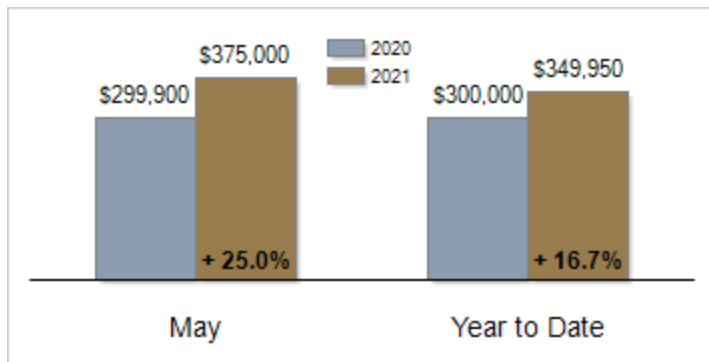
Activity: May



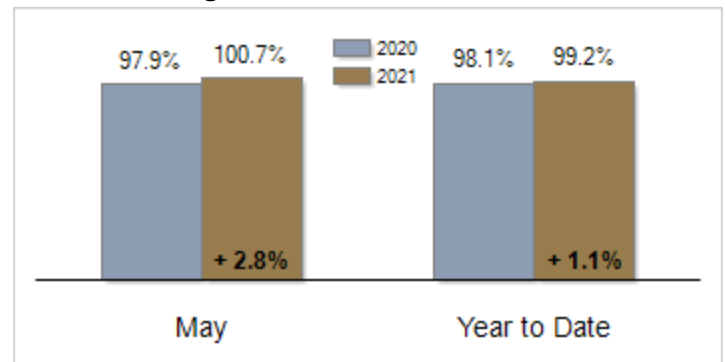
Activity: Year to Date



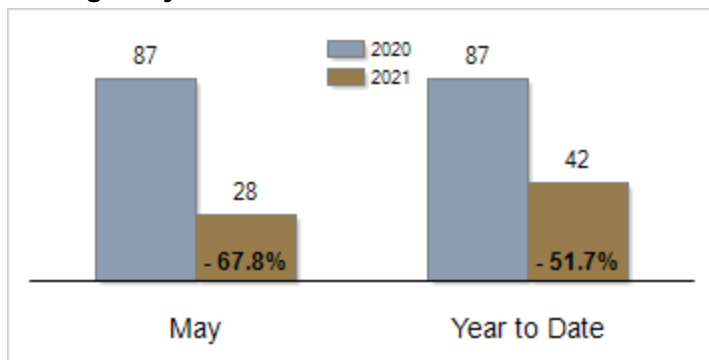
Median Sales Price



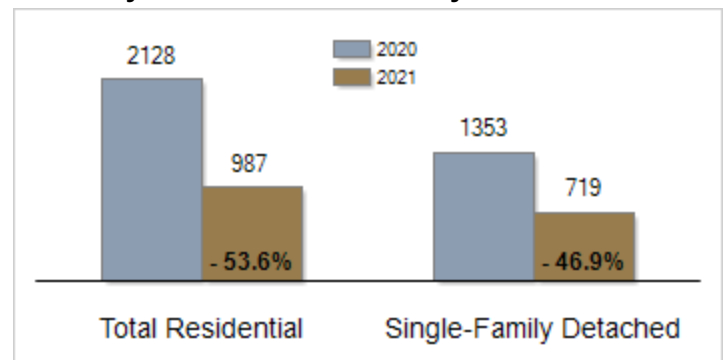
Percent of Original List Price Received at Sale



Average Days on Market Until Sale



Inventory of Homes for Sale: May



All information presented is based on data supplied by BRIGHT MLS. BRIGHT MLS does not guarantee nor is it responsible for its accuracy. Data maintained by the MLS may not reflect all real estate activities in the market. Information is deemed reliable but not guaranteed.