

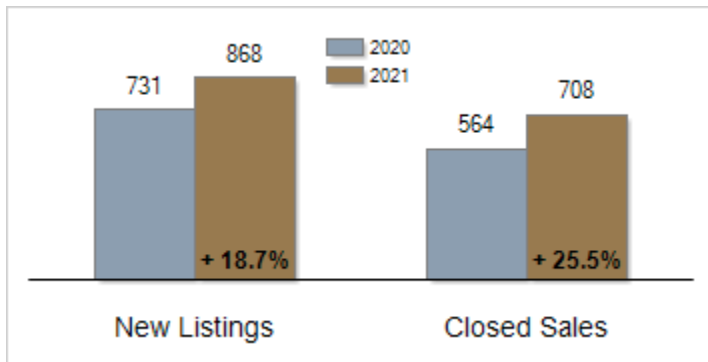


Patterson-Schwartz Real Estate Residential Market Update

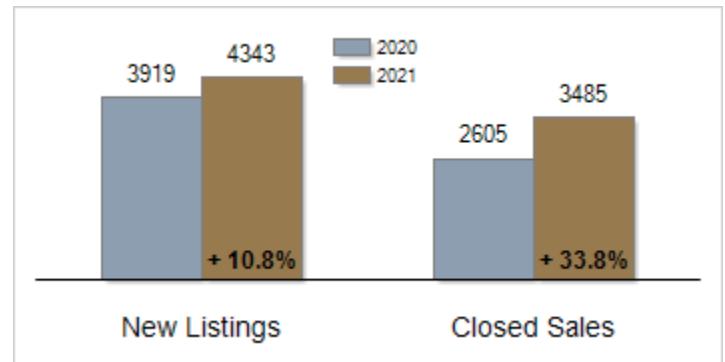
As of Thursday, July 8, 2021 12:49:40 PM

All Sussex County	June			Year To Date		
	2020	2021	Change	2020	2021	Change
New Listings	731	868	+ 18.7%	3919	4343	+ 10.8%
Closed Sales	564	708	+ 25.5%	2605	3485	+ 33.8%
Pending Sales	915	500	- 45.4%	3233	3675	+ 13.7%
Median Sales Price	\$320,000	\$360,000	+ 12.5%	\$305,000	\$351,000	+ 15.1%
% of Original List Price Received at Sale	96.3%	100.3%	+ 4.0%	97.7%	99.5%	+ 1.8%
Average Days on Market Until Sale	94	29	- 69.1%	89	39	- 56.2%
Total Residential Listing Inventory (as of 06/30)	1819	1096	- 39.7%			
Single-Family Detached Inventory (as of 06/30)	1191	803	- 32.6%			

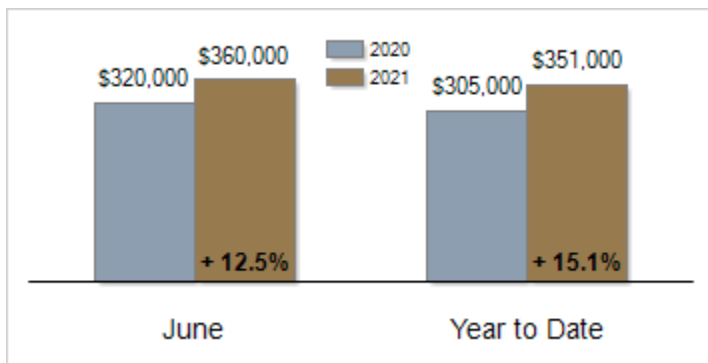
Activity: June



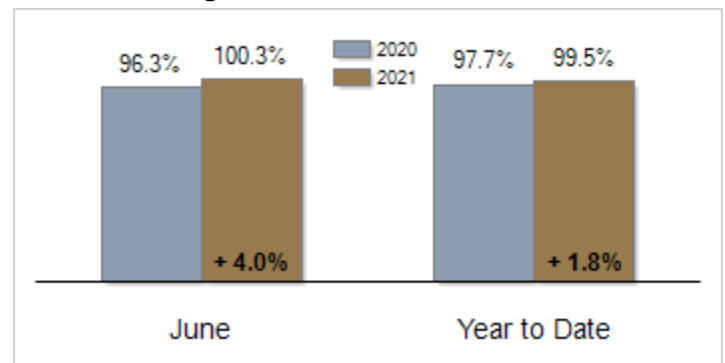
Activity: Year to Date



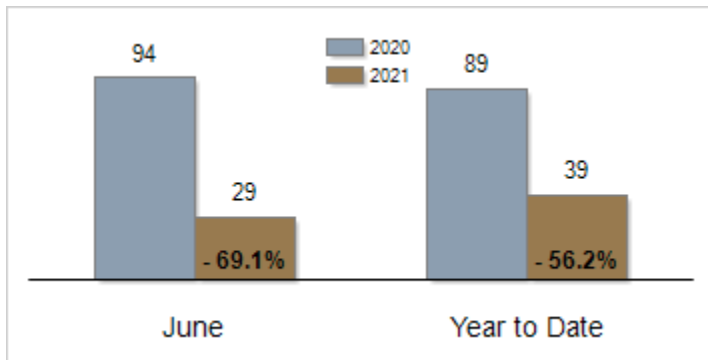
Median Sales Price



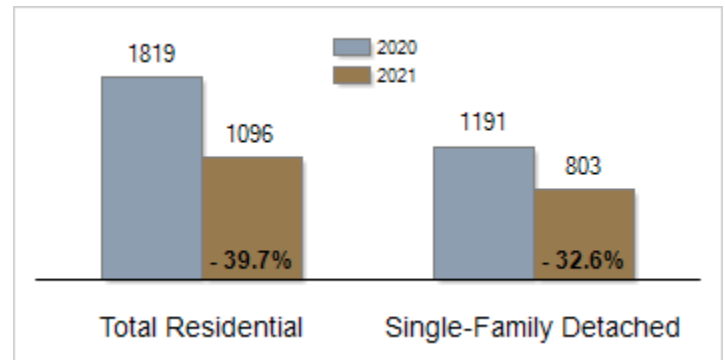
Percent of Original List Price Received at Sale



Average Days on Market Until Sale



Inventory of Homes for Sale: June



All information presented is based on data supplied by BRIGHT MLS. BRIGHT MLS does not guarantee nor is it responsible for its accuracy. Data maintained by the MLS may not reflect all real estate activities in the market. Information is deemed reliable but not guaranteed.