

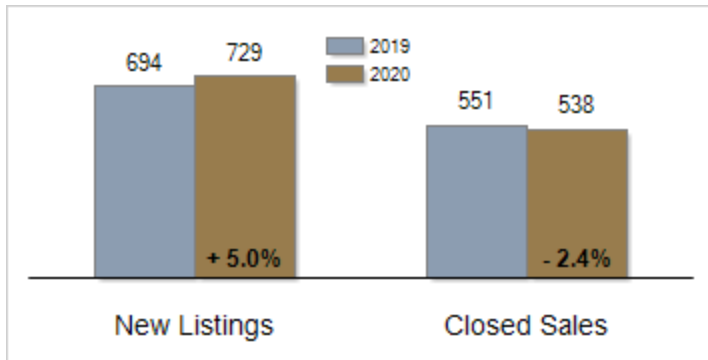


Patterson-Schwartz Real Estate Residential Market Update

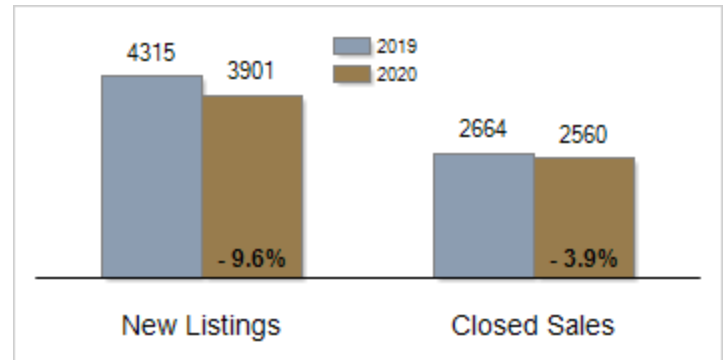
As of Thursday, July 9, 2020 11:06:27 AM

All Sussex County	June			Year To Date		
	2019	2020	Change	2019	2020	Change
New Listings	694	729	+ 5.0%	4315	3901	- 9.6%
Closed Sales	551	538	- 2.4%	2664	2560	- 3.9%
Pending Sales	538	686	+ 27.5%	2976	2940	- 1.2%
Median Sales Price	\$290,000	\$314,995	+ 8.6%	\$285,000	\$300,320	+ 5.4%
% of Original List Price Received at Sale	96.1%	95.3%	- 0.8%	97.6%	97.5%	- 0.1%
Average Days on Market Until Sale	90	94	+ 4.4%	96	89	- 7.3%
Total Residential Listing Inventory (as of 06/30)	2382	2253	- 5.4%			
Single-Family Detached Inventory (as of 06/30)	1619	1498	- 7.5%			

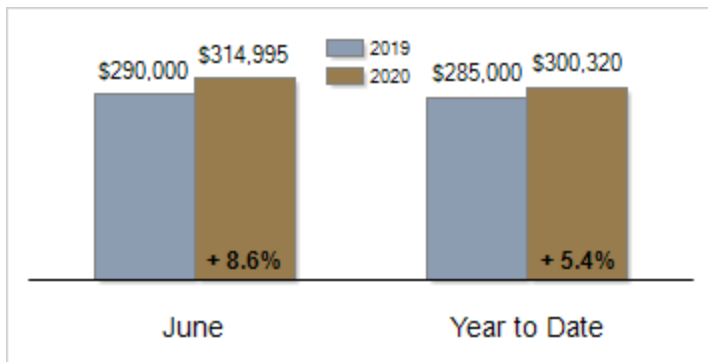
Activity: June



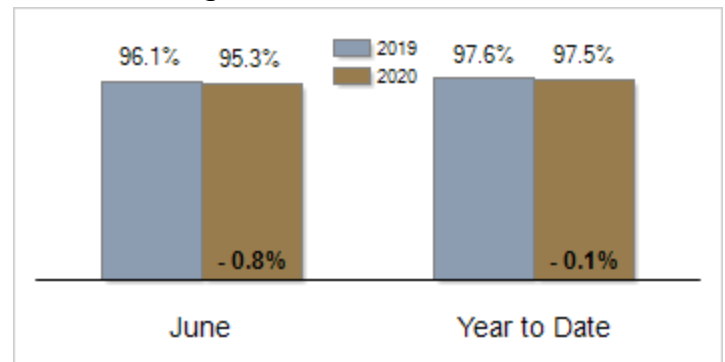
Activity: Year to Date



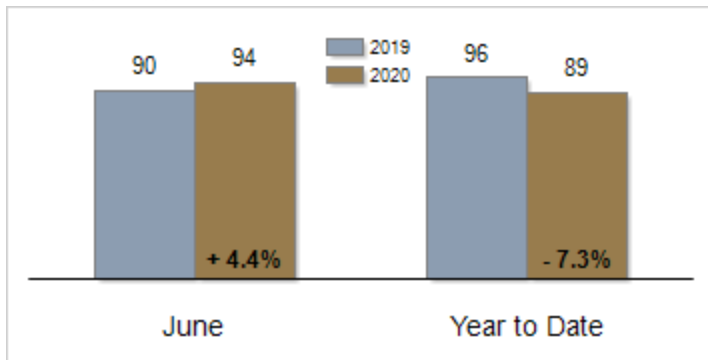
Median Sales Price



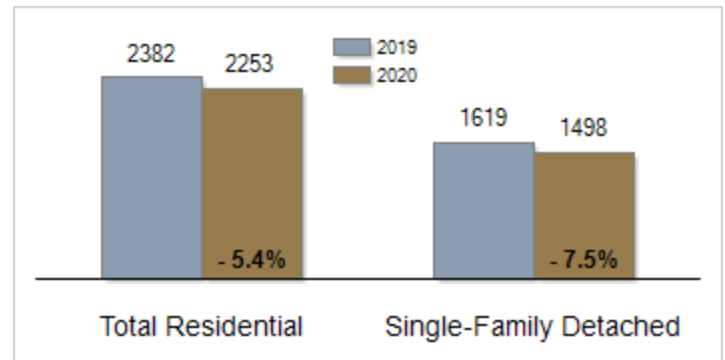
Percent of Original List Price Received at Sale



Average Days on Market Until Sale



Inventory of Homes for Sale: June



All information presented is based on data supplied by BRIGHT MLS. BRIGHT MLS does not guarantee nor is it responsible for its accuracy. Data maintained by the MLS may not reflect all real estate activities in the market. Information is deemed reliable but not guaranteed.