

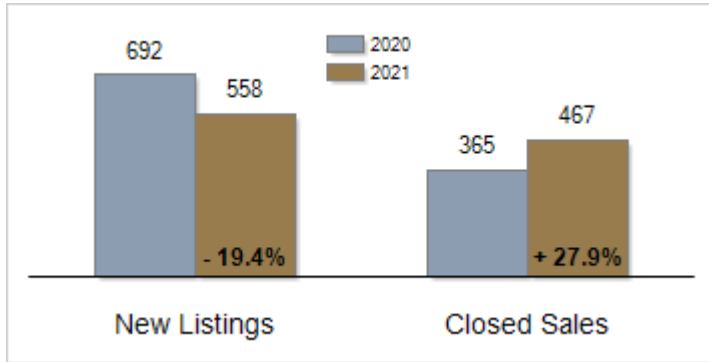


Patterson-Schwartz Real Estate Residential Market Update

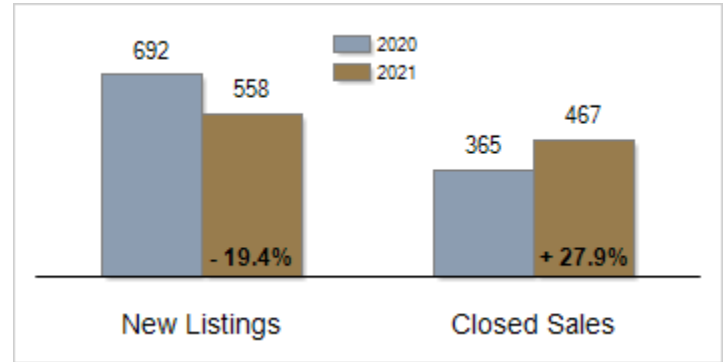
As of Tuesday, February 9, 2021 9:41:59 AM

All Sussex County	January			Year To Date		
	2020	2021	Change	2020	2021	Change
New Listings	692	558	- 19.4%	692	558	- 19.4%
Closed Sales	365	467	+ 27.9%	365	467	+ 27.9%
Pending Sales	449	379	- 15.6%	449	379	- 15.6%
Median Sales Price	\$300,000	\$321,000	+ 7.0%	\$300,000	\$321,000	+ 7.0%
% of Original List Price Received at Sale	98.1%	99.3%	+ 1.2%	98.1%	99.3%	+ 1.2%
Average Days on Market Until Sale	86	52	- 39.5%	86	52	- 39.5%
Total Residential Listing Inventory (as of 01/31)	2023	1222	- 39.6%			
Single-Family Detached Inventory (as of 01/31)	1341	846	- 36.9%			

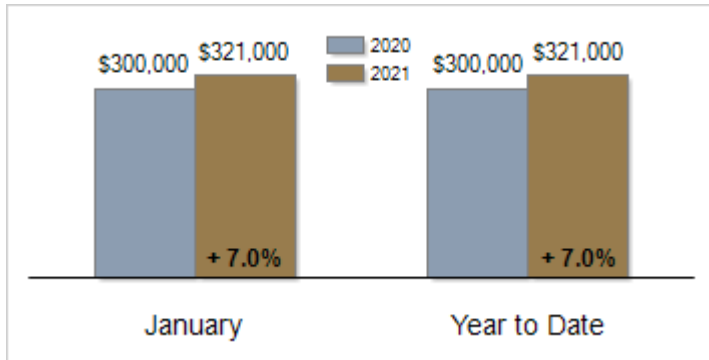
Activity: January



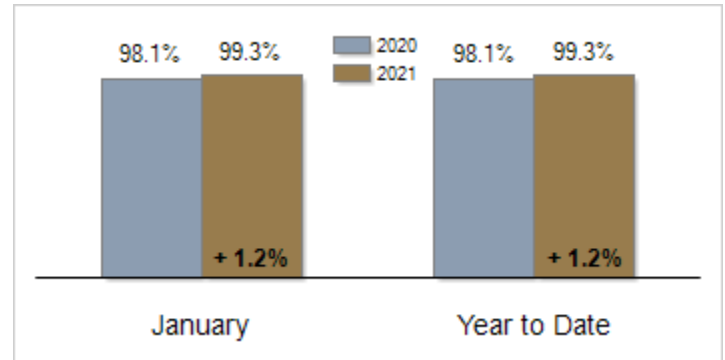
Activity: Year to Date



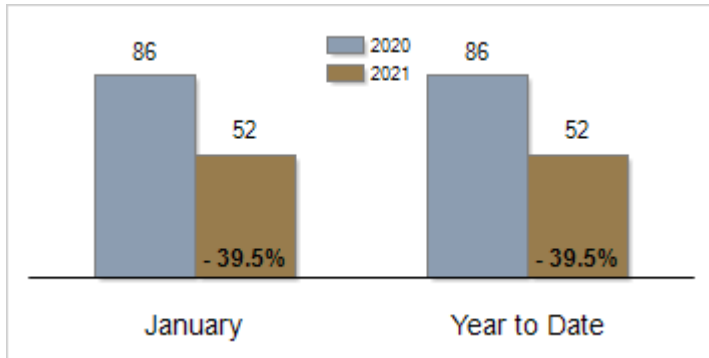
Median Sales Price



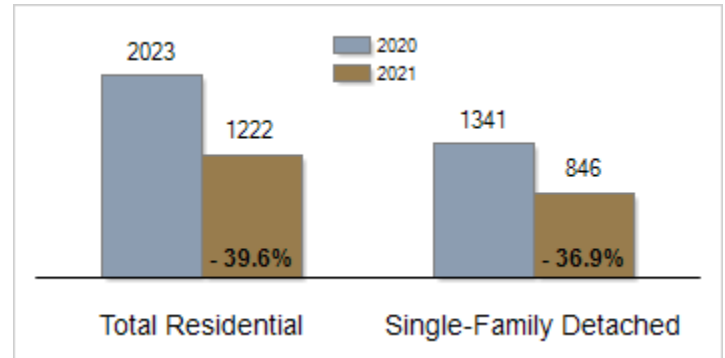
Percent of Original List Price Received at Sale



Average Days on Market Until Sale



Inventory of Homes for Sale: January



All information presented is based on data supplied by BRIGHT MLS. BRIGHT MLS does not guarantee nor is it responsible for its accuracy. Data maintained by the MLS may not reflect all real estate activities in the market. Information is deemed reliable but not guaranteed.