

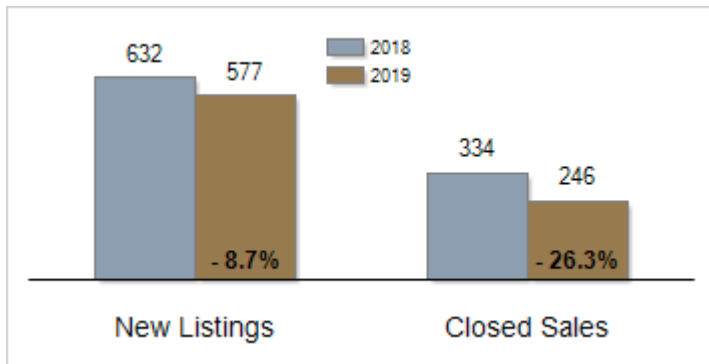


Patterson-Schwartz Real Estate Residential Market Update

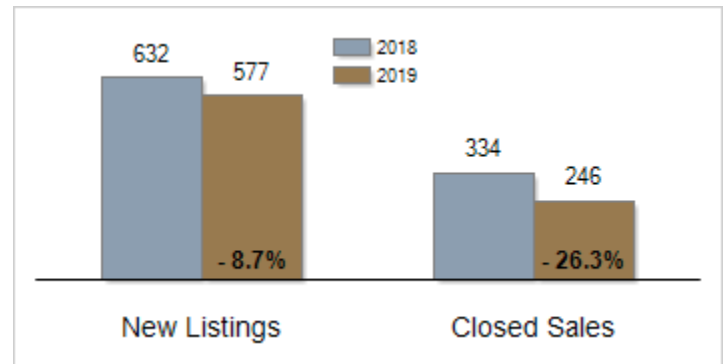
As of Friday, February 08, 2019 3:22:39 PM

All Sussex County	January			Year To Date		
	2018	2019	Change	2018	2019	Change
New Listings	632	577	- 8.7%	632	577	- 8.7%
Closed Sales	334	246	- 26.3%	334	246	- 26.3%
Pending Sales	367	359	- 2.2%	367	359	- 2.2%
Median Sales Price	\$273,750	\$287,500	+ 5.0%	\$273,750	\$287,500	+ 5.0%
% of Original List Price Received at Sale	93.7%	94.8%	+ 1.1%	93.7%	94.8%	+ 1.1%
Average Days on Market Until Sale	114	101	- 11.4%	114	101	- 11.4%

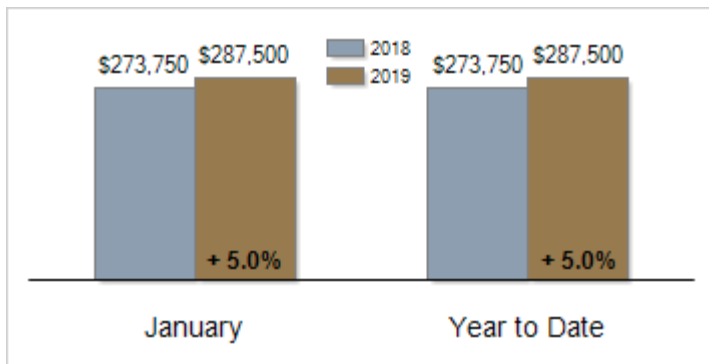
Activity: January



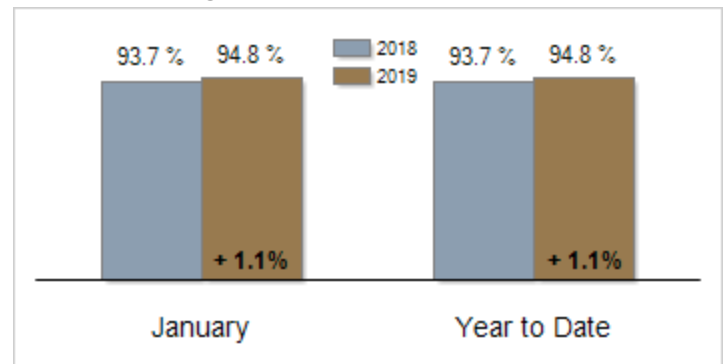
Activity: Year to Date



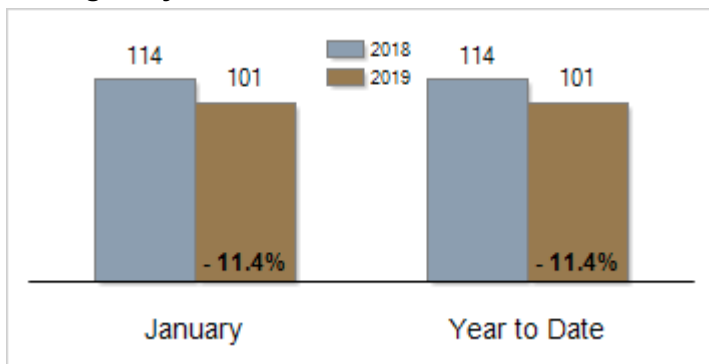
Median Sales Price



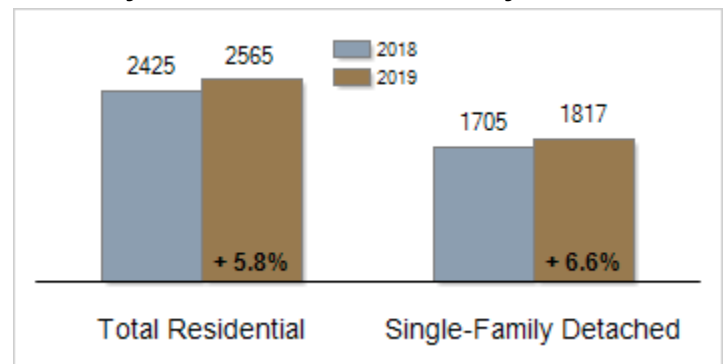
Percent of Original List Price Received at Sale



Average Days on Market Until Sale



Inventory of Homes for Sale: January



All information presented is based on data supplied by BRIGHT MLS. BRIGHT MLS does not guarantee nor is it responsible for its accuracy. Data maintained by the MLS may not reflect all real estate activities in the market. Information is deemed reliable but not guaranteed.