

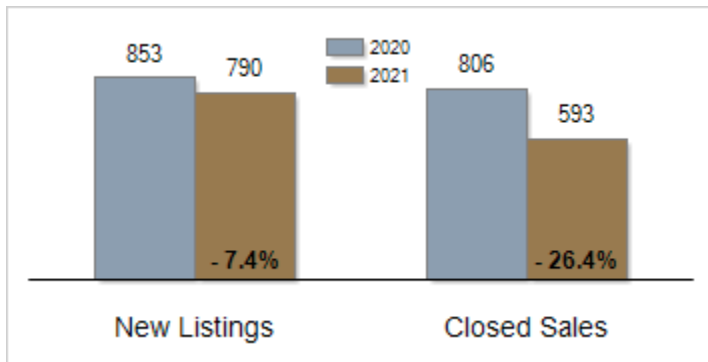


Patterson-Schwartz Real Estate Residential Market Update

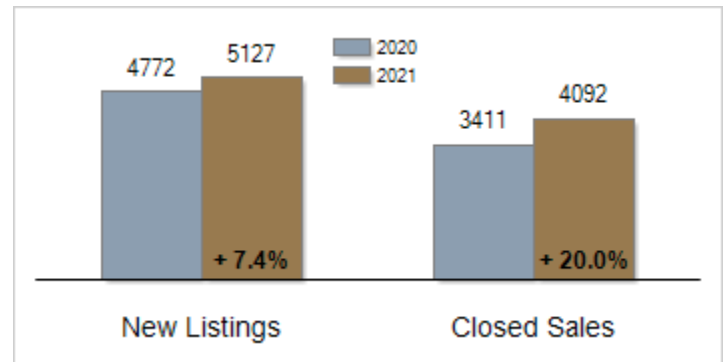
As of Tuesday, August 10, 2021 4:09:43 PM

All Sussex County	July			Year To Date		
	2020	2021	Change	2020	2021	Change
New Listings	853	790	- 7.4%	4772	5127	+ 7.4%
Closed Sales	806	593	- 26.4%	3411	4092	+ 20.0%
Pending Sales	956	501	- 47.6%	4188	4352	+ 3.9%
Median Sales Price	\$324,995	\$376,000	+ 15.7%	\$310,000	\$355,000	+ 14.5%
% of Original List Price Received at Sale	97.5%	99.2%	+ 1.7%	97.6%	99.5%	+ 1.9%
Average Days on Market Until Sale	88	25	- 71.6%	89	38	- 57.3%
Total Residential Listing Inventory (as of 07/31)	1557	1126	- 27.7%			
Single-Family Detached Inventory (as of 07/31)	1070	812	- 24.1%			

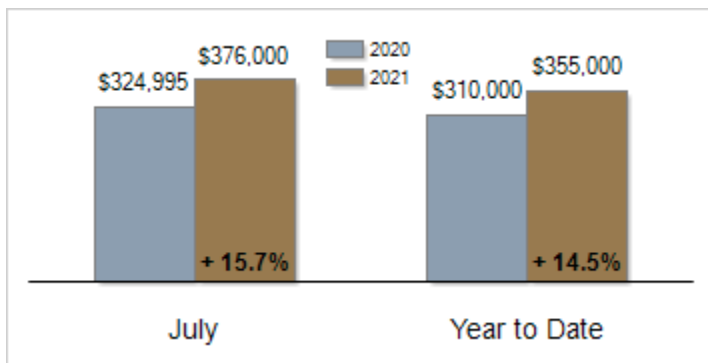
Activity: July



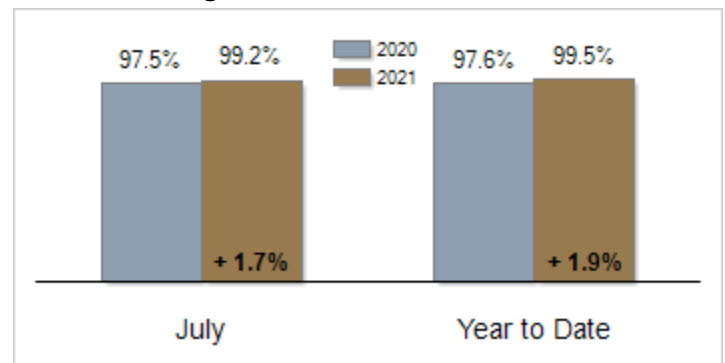
Activity: Year to Date



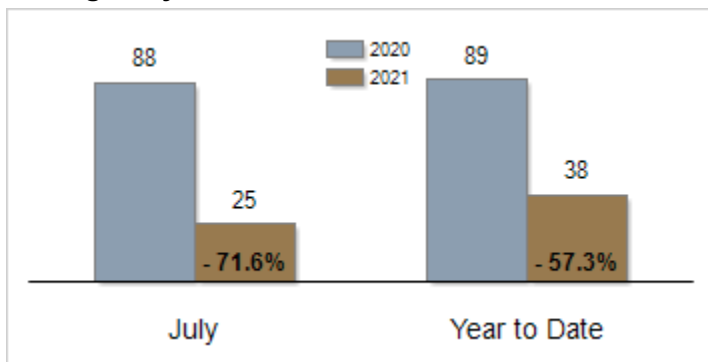
Median Sales Price



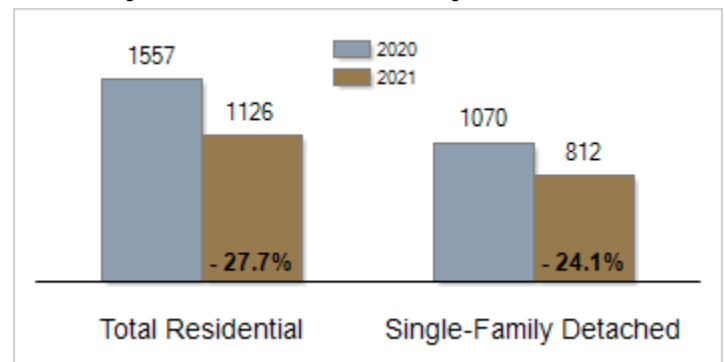
Percent of Original List Price Received at Sale



Average Days on Market Until Sale



Inventory of Homes for Sale: July



All information presented is based on data supplied by BRIGHT MLS. BRIGHT MLS does not guarantee nor is it responsible for its accuracy. Data maintained by the MLS may not reflect all real estate activities in the market. Information is deemed reliable but not guaranteed.