

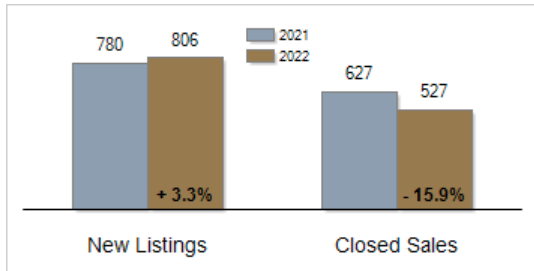


Patterson-Schwartz Real Estate Residential Market Update

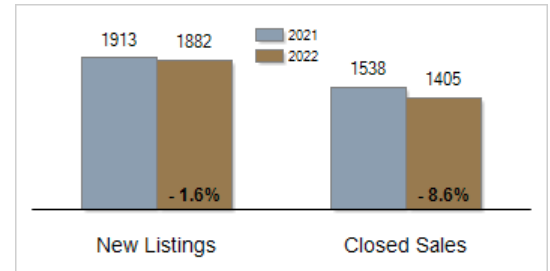
As of Monday, April 11, 2022 9:14:38 AM

All Sussex County	March			Year To Date		
	2021	2022	Change	2021	2022	Change
New Listings	780	806	+ 3.3%	1913	1882	- 1.6%
Closed Sales	627	527	- 15.9%	1538	1405	- 8.6%
Pending Sales	727	483	- 33.6%	1852	1399	- 24.5%
Median Sales Price	\$342,435	\$422,000	+ 23.2%	\$335,000	\$415,000	+ 23.9%
% of Original List Price Received at Sale	99.0%	100.5%	+ 1.5%	98.8%	100.3%	+ 1.5%
Average Days on Market Until Sale	49	31	- 36.7%	50	40	- 20.0%
Total Residential Listing Inventory (as of 03/31)	814	1008	+ 23.8%			
Single-Family Detached Inventory (as of 03/31)	573	726	+ 26.7%			

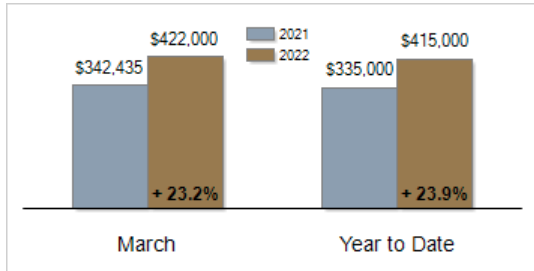
Activity: March



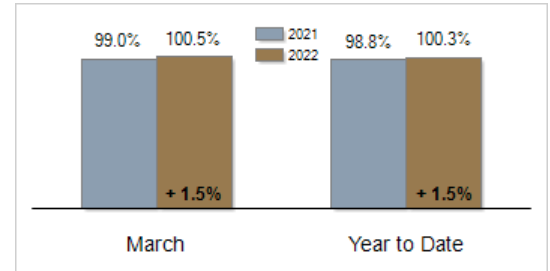
Activity: Year to Date



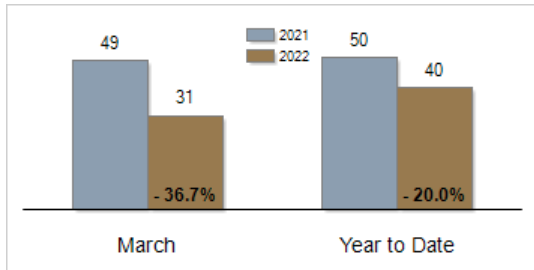
Median Sales Price



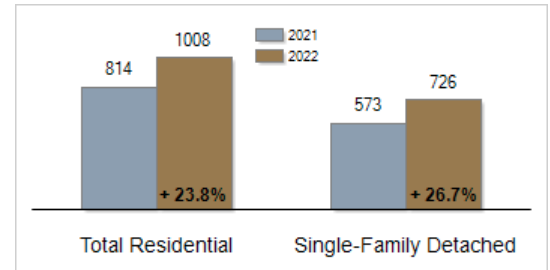
Percent of Original List Price Received at Sale



Average Days on Market Until Sale



Inventory of Homes for Sale: March



All information presented is based on data supplied by BRIGHT MLS. BRIGHT MLS does not guarantee nor is it responsible for its accuracy. Data maintained by the MLS may not reflect all real estate activities in the market. Information is deemed reliable but not guaranteed.