

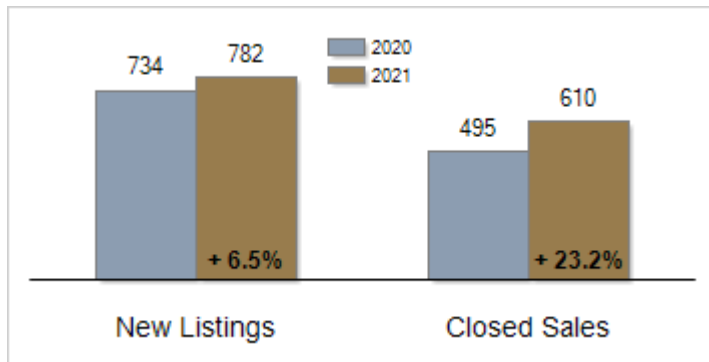


Patterson-Schwartz Real Estate Residential Market Update

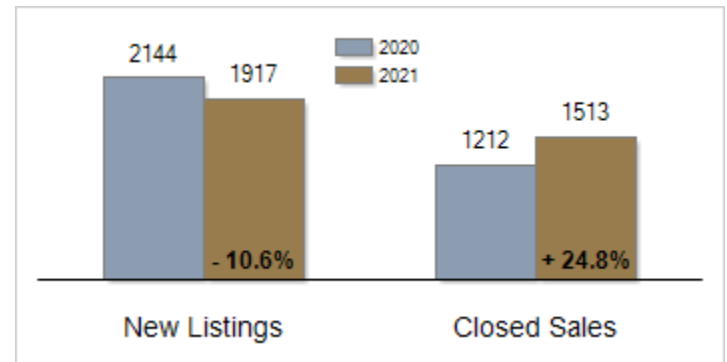
As of Friday, April 9, 2021 1:35:05 PM

All Sussex County	March			Year To Date		
	2020	2021	Change	2020	2021	Change
New Listings	734	782	+ 6.5%	2144	1917	- 10.6%
Closed Sales	495	610	+ 23.2%	1212	1513	+ 24.8%
Pending Sales	464	580	+ 25.0%	1404	1656	+ 17.9%
Median Sales Price	\$306,990	\$336,929	+ 9.8%	\$300,000	\$331,000	+ 10.3%
% of Original List Price Received at Sale	97.8%	98.7%	+ 0.9%	98.3%	98.6%	+ 0.3%
Average Days on Market Until Sale	89	49	- 44.9%	87	50	- 42.5%
Total Residential Listing Inventory (as of 03/31)	2227	1014	- 54.5%			
Single-Family Detached Inventory (as of 03/31)	1413	732	- 48.2%			

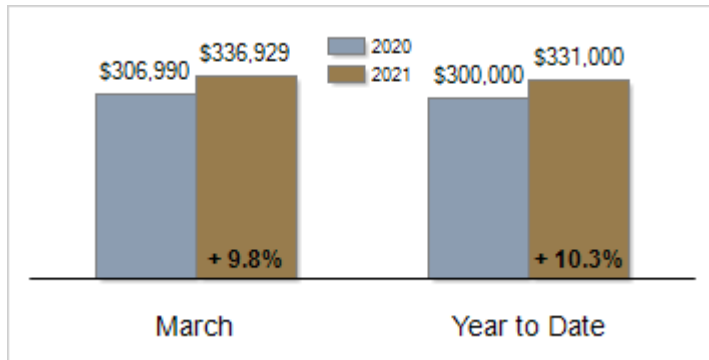
Activity: March



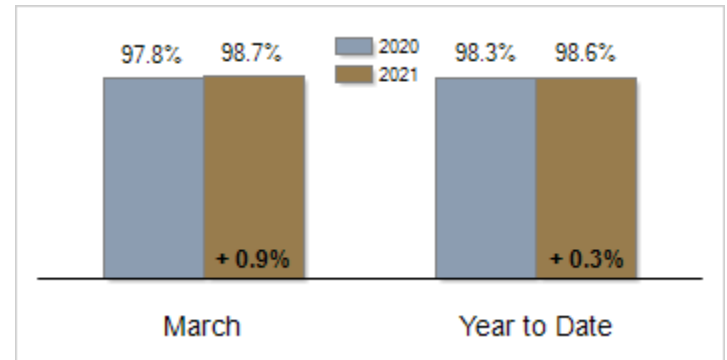
Activity: Year to Date



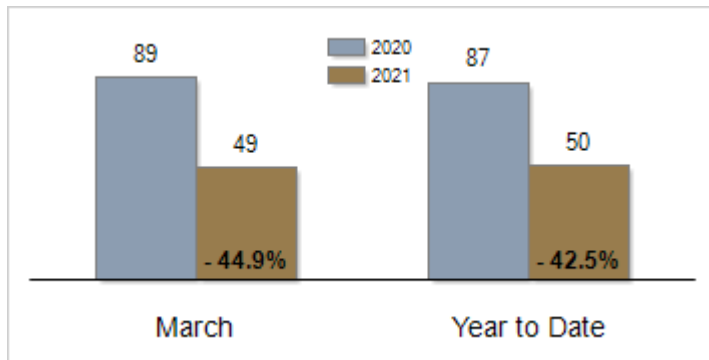
Median Sales Price



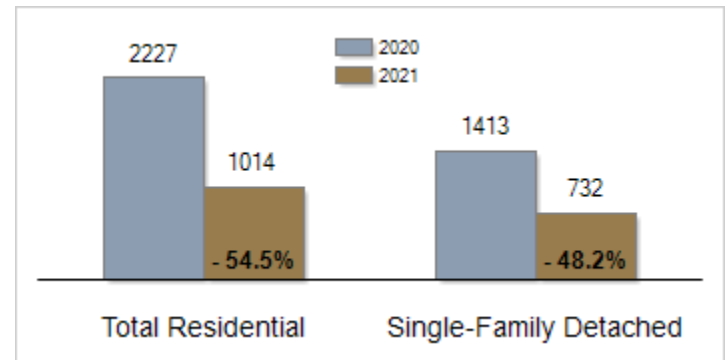
Percent of Original List Price Received at Sale



Average Days on Market Until Sale



Inventory of Homes for Sale: March



All information presented is based on data supplied by BRIGHT MLS. BRIGHT MLS does not guarantee nor is it responsible for its accuracy. Data maintained by the MLS may not reflect all real estate activities in the market. Information is deemed reliable but not guaranteed.