

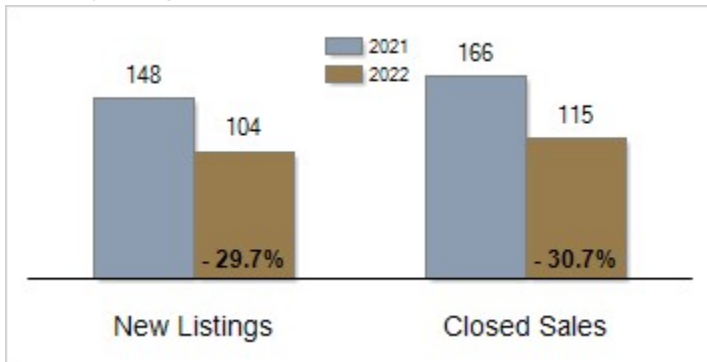


Patterson-Schwartz Real Estate Residential Market Update

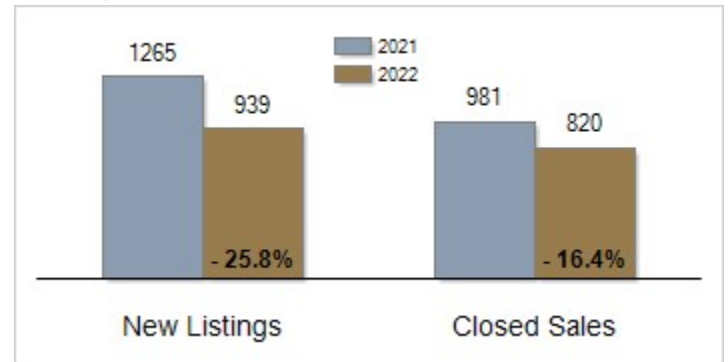
As of Wednesday, September 7, 2022 9:36:34 AM

Southern Chester Counties	August			Year To Date		
	2021	2022	Change	2021	2022	Change
New Listings	148	104	- 29.7%	1265	939	- 25.8%
Closed Sales	166	115	- 30.7%	981	820	- 16.4%
Pending Sales	138	66	- 52.2%	1067	788	- 26.1%
Median Sales Price	\$450,000	\$539,000	+ 19.8%	\$455,000	\$515,725	+ 13.3%
% of Original List Price Received at Sale	101.1%	101.1%	+ 0.0%	100.8%	101.8%	+ 1.0%
Average Days on Market Until Sale	19	15	- 21.1%	34	23	- 32.4%
Total Residential Listing Inventory (as of 08/31)	146	153	+ 4.8%			
Single-Family Detached Inventory (as of 08/31)	115	128	+ 11.3%			

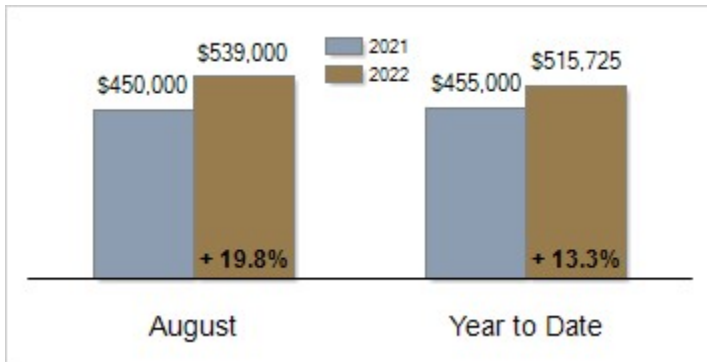
Activity: August



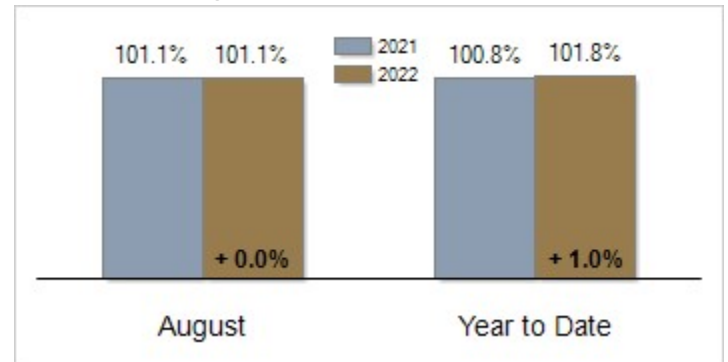
Activity: Year to Date



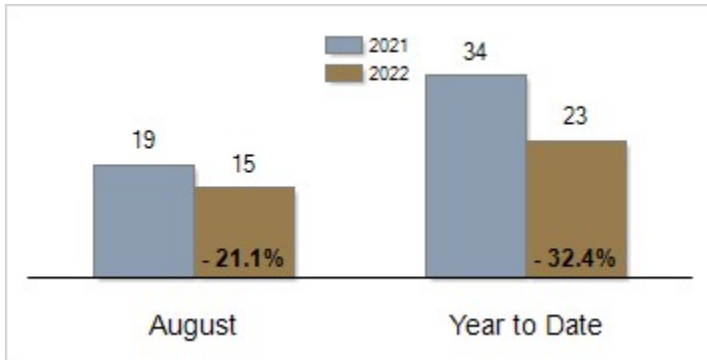
Median Sales Price



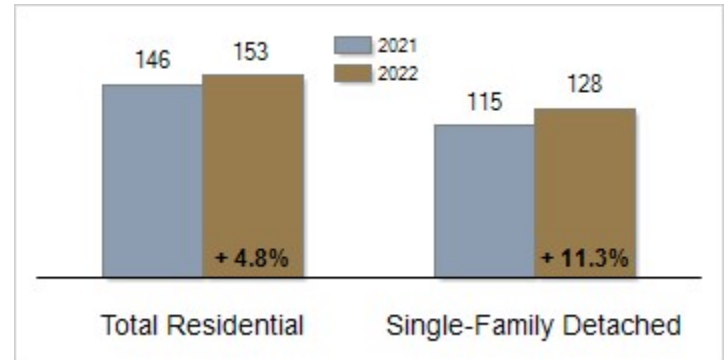
Percent of Original List Price Received at Sale



Average Days on Market Until Sale



Inventory of Homes for Sale: August



All information presented is based on data supplied by BRIGHT MLS. BRIGHT MLS does not guarantee nor is it responsible for its accuracy. Data maintained by the MLS may not reflect all real estate activities in the market. Information is deemed reliable but not guaranteed.