

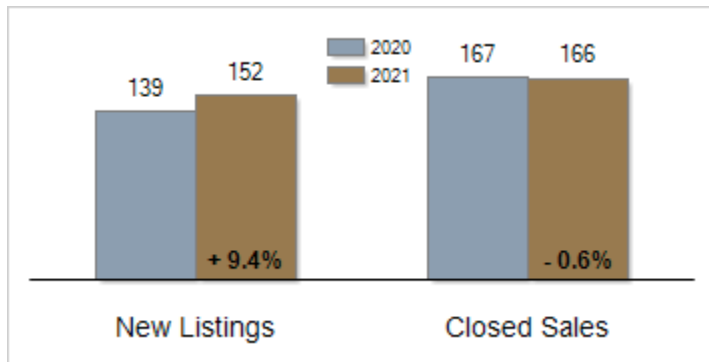


Patterson-Schwartz Real Estate Residential Market Update

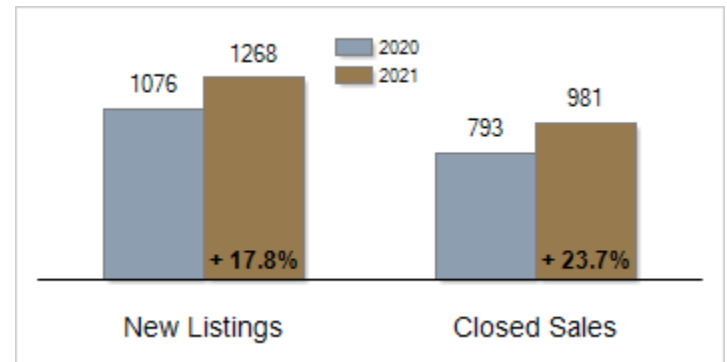
As of Tuesday, September 7, 2021 3:44:14 PM

Southern Chester Counties	August			Year To Date		
	2020	2021	Change	2020	2021	Change
New Listings	139	152	+ 9.4%	1076	1268	+ 17.8%
Closed Sales	167	166	- 0.6%	793	981	+ 23.7%
Pending Sales	130	110	- 15.4%	921	1032	+ 12.1%
Median Sales Price	\$431,000	\$450,000	+ 4.4%	\$415,000	\$455,000	+ 9.6%
% of Original List Price Received at Sale	98.1%	101.0%	+ 2.9%	96.1%	100.8%	+ 4.7%
Average Days on Market Until Sale	46	18	- 60.9%	58	34	- 41.4%
Total Residential Listing Inventory (as of 08/31)	217	208	- 4.1%			
Single-Family Detached Inventory (as of 08/31)	168	172	+ 2.4%			

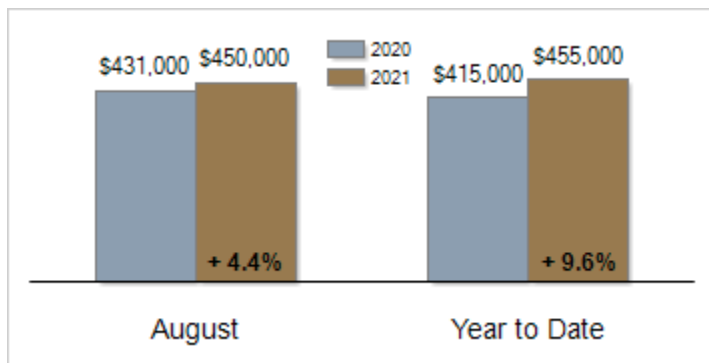
Activity: August



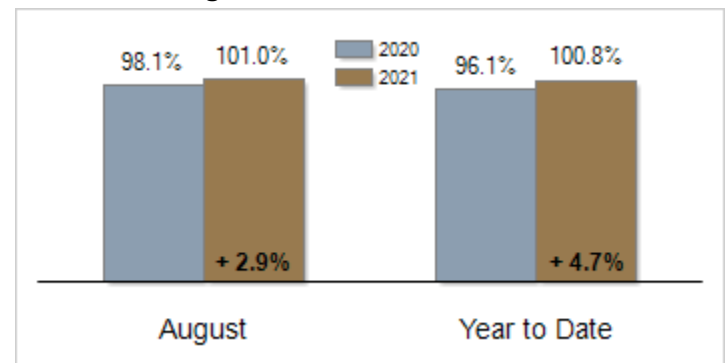
Activity: Year to Date



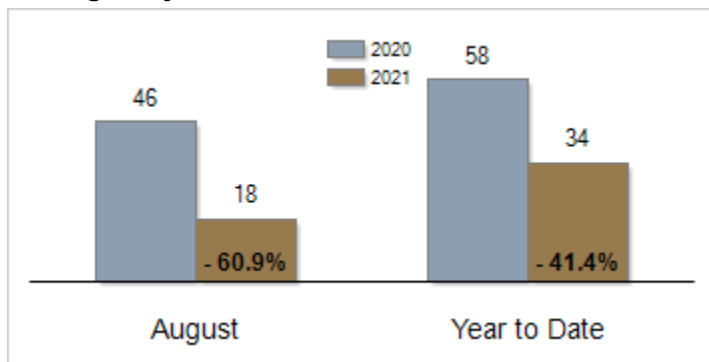
Median Sales Price



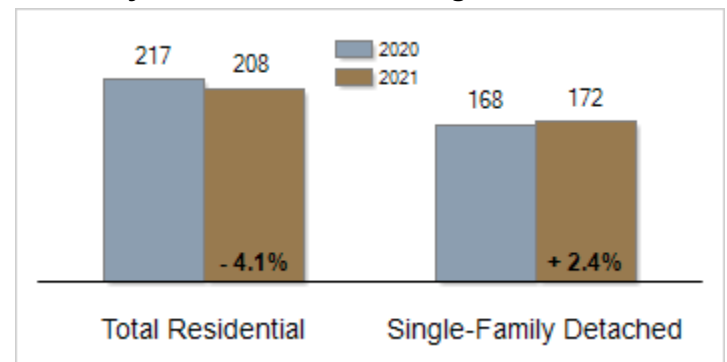
Percent of Original List Price Received at Sale



Average Days on Market Until Sale



Inventory of Homes for Sale: August



All information presented is based on data supplied by BRIGHT MLS. BRIGHT MLS does not guarantee nor is it responsible for its accuracy. Data maintained by the MLS may not reflect all real estate activities in the market. Information is deemed reliable but not guaranteed.