



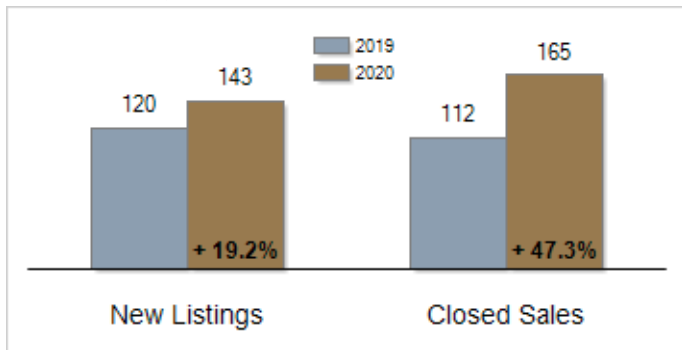
Patterson-Schwartz Real Estate

Residential Market Update

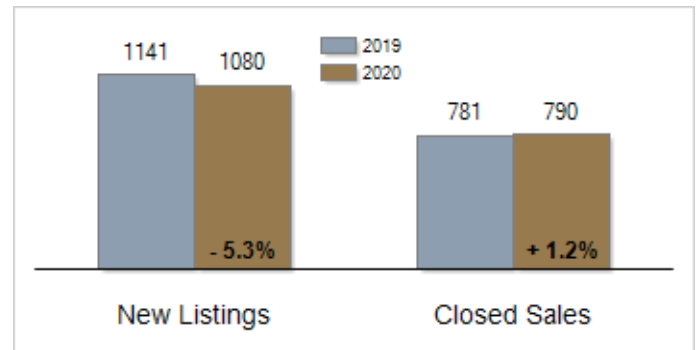
As of Thursday, September 10, 2020 8:51:33 AM

Southern Chester Counties	August			Year To Date		
	2019	2020	Change	2019	2020	Change
New Listings	120	143	+ 19.2%	1141	1080	- 5.3%
Closed Sales	112	165	+ 47.3%	781	790	+ 1.2%
Pending Sales	97	100	+ 3.1%	865	888	+ 2.7%
Median Sales Price	\$405,750	\$433,990	+ 7.0%	\$389,000	\$415,000	+ 6.7%
% of Original List Price Received at Sale	96.2%	98.1%	+ 1.9%	96.4%	96.1%	- 0.3%
Average Days on Market Until Sale	51	46	- 9.8%	61	58	- 4.9%
Total Residential Listing Inventory (as of 08/31)	291	297	+ 2.1%			
Single-Family Detached Inventory (as of 08/31)	251	237	- 5.6%			

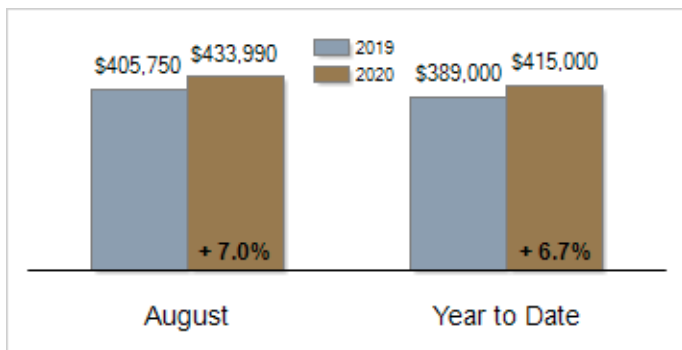
Activity: August



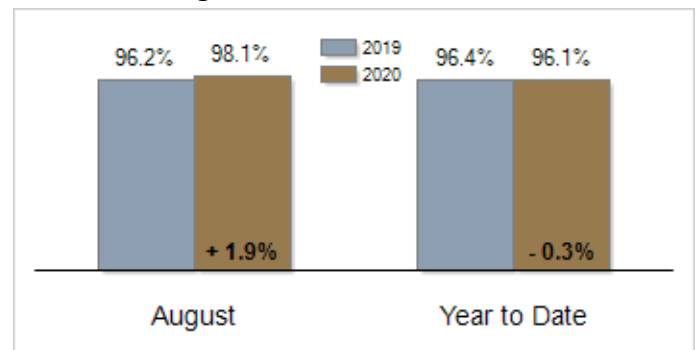
Activity: Year to Date



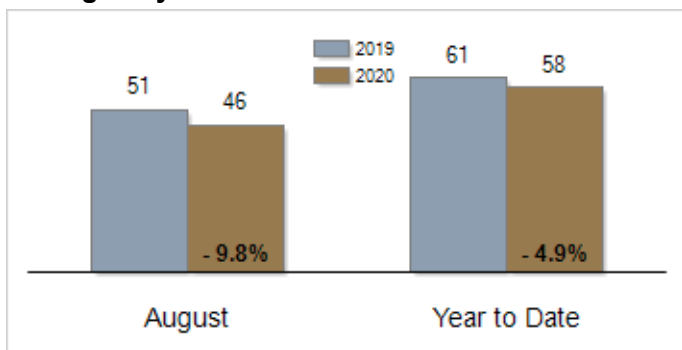
Median Sales Price



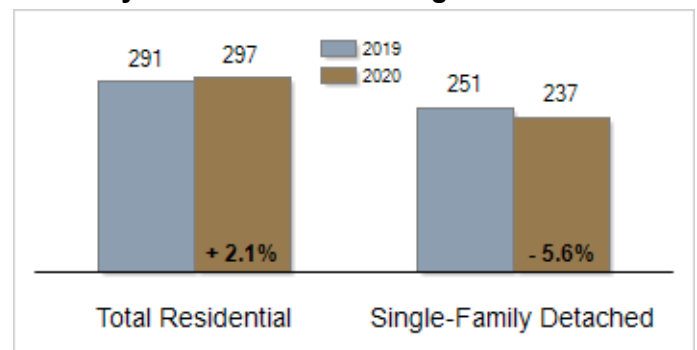
Percent of Original List Price Received at Sale



Average Days on Market Until Sale



Inventory of Homes for Sale: August



All information presented is based on data supplied by BRIGHT MLS. BRIGHT MLS does not guarantee nor is it responsible for its accuracy. Data maintained by the MLS may not reflect all real estate activities in the market. Information is deemed reliable but not guaranteed.