



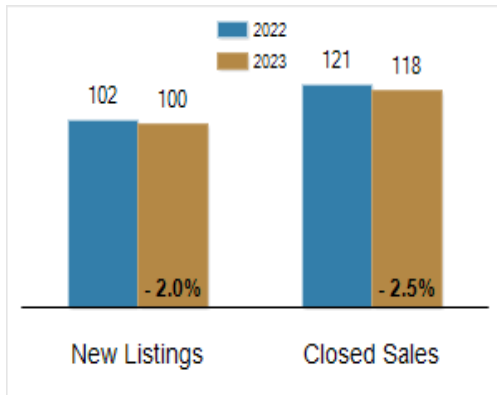
# Patterson-Schwartz Real Estate

## Residential Market Update

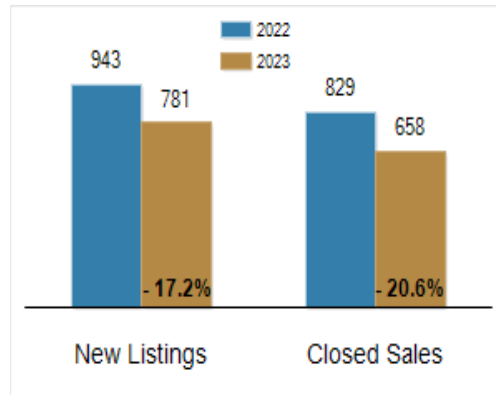
As of Friday, September 8, 2023 10:20:02 AM

Southern Chester Counties	August			Year To Date		
	2022	2023	Change	2022	2023	Change
New Listings	102	100	- 2.0%	943	781	- 17.2%
Closed Sales	121	118	- 2.5%	829	658	- 20.6%
Pending Sales	94	50	- 46.8%	813	659	- 18.9%
Median Sales Price	\$534,820	\$525,000	- 1.8%	\$515,000	\$529,950	+ 2.9%
% of Original List Price Received at Sale	101.2%	101.6%	+ 0.4%	101.8%	100.8%	- 1.0%
Average Days on Market Until Sale	15	26	+ 73.3%	23	25	+ 8.7%
Total Residential Listing Inventory (as of 08/31)	98	128	+ 30.6%			
Single-Family Detached Inventory (as of 08/31)	80	115	+ 43.8%			

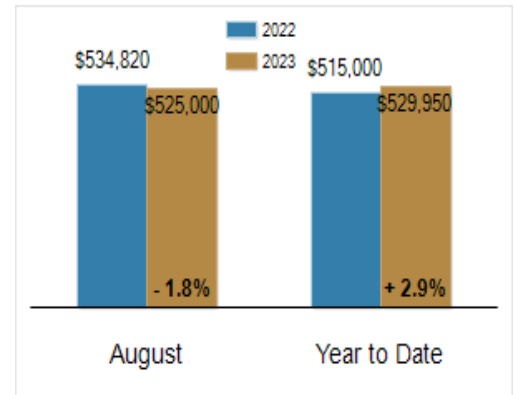
**Activity: August**



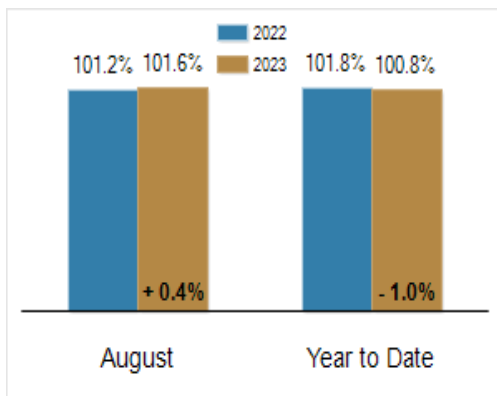
**Activity: Year to Date**



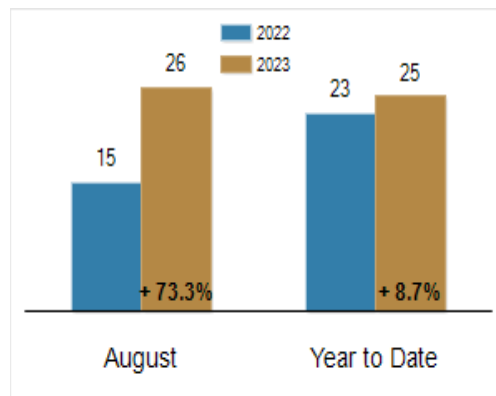
**Median Sales Price**



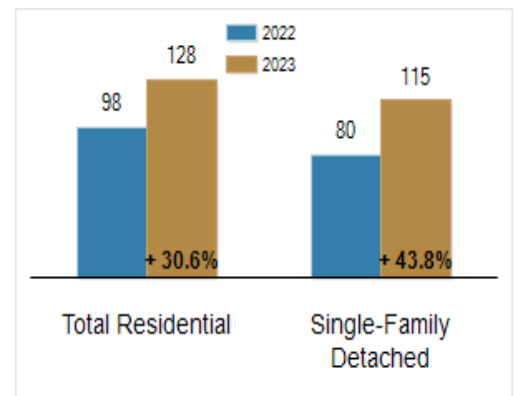
**Percent of Original List Price Received at Sale**



**Average Days on Market Until Sale**



**Inventory of Homes for Sale: August**



All information presented is based on data supplied by BRIGHT MLS. BRIGHT MLS does not guarantee nor is it responsible for its accuracy. Data maintained by the MLS may not reflect all real estate activities in the market. Information is deemed reliable but not guaranteed.