



Patterson-Schwartz Real Estate

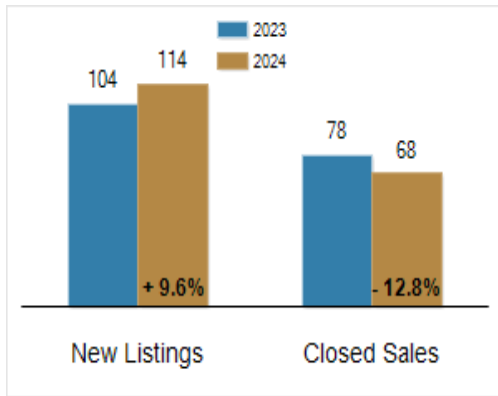
Residential Market Update

As of Tuesday, October 8, 2024 10:52:57 AM

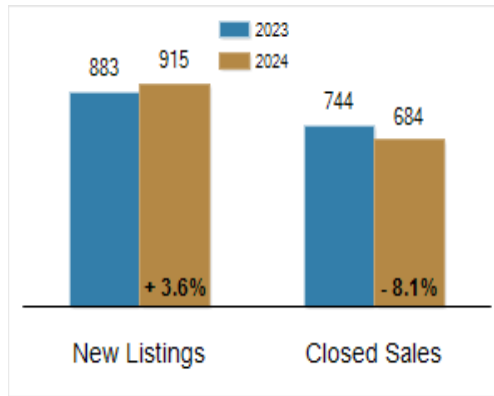
Southern Chester Counties	September			Year To Date		
	2023	2024	Change	2023	2024	Change
New Listings	104	114	+ 9.6%	883	915	+ 3.6%
Closed Sales	78	68	- 12.8%	744	684	- 8.1%
Under Contract	70	85	+ 21.4%	760	746	- 1.8%
Median Sales Price	\$564,295	\$556,700	- 1.3%	\$530,000	\$555,275	+ 4.8%
% of Original List Price Received at Sale	100.3%	97.4%	- 2.9%	100.8%	99.6%	- 1.2%
Average Days on Market Until Sale	19	28	+ 47.4%	24	24	+ 0.0%

Total Residential Listing Inventory as of October 8, 2024	156
Total Residential Listing Inventory (excluding new construction) as of October 8, 2024	112

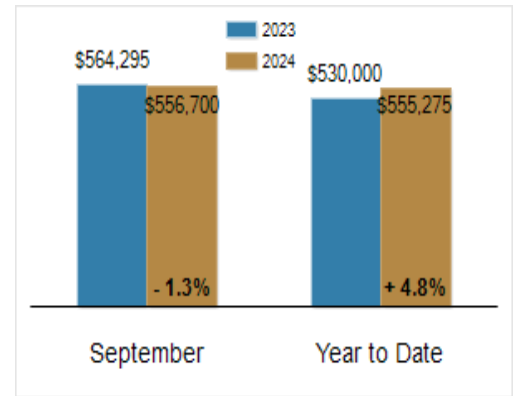
Activity: September



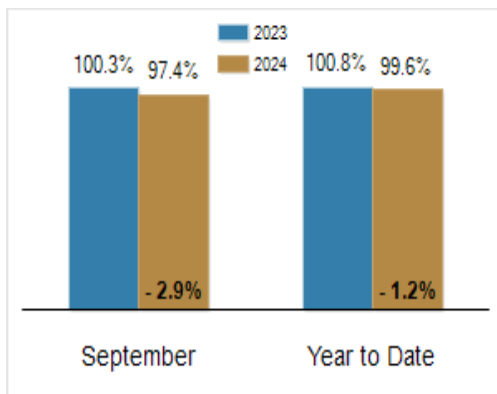
Activity: Year to Date



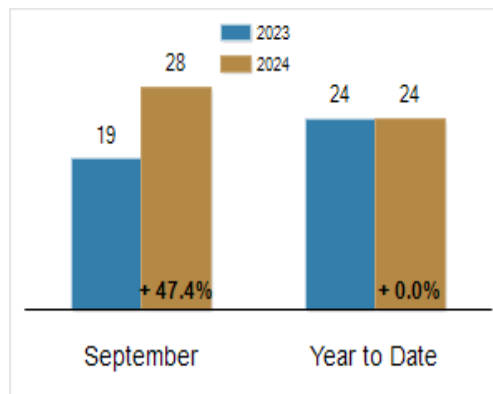
Median Sales Price



Percent of Original List Price Received at Sale



Average Days on Market Until Sale



All information presented is based on data supplied by BRIGHT MLS. BRIGHT MLS does not guarantee nor is it responsible for its accuracy. Data maintained by the MLS may not reflect all real estate activities in the market. Information is deemed reliable but not guaranteed.