



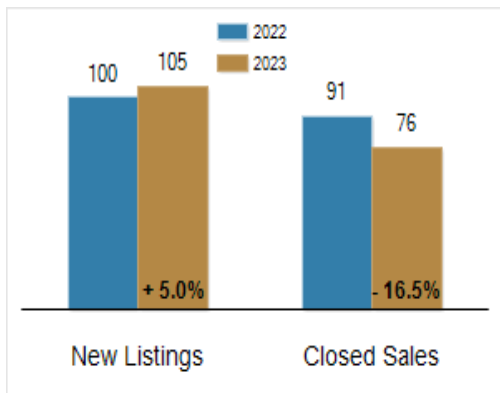
Patterson-Schwartz Real Estate

Residential Market Update

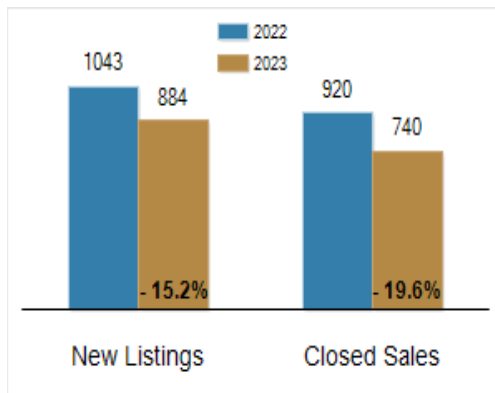
As of Friday, October 6, 2023 10:35:24 AM

Southern Chester Counties	September			Year To Date		
	2022	2023	Change	2022	2023	Change
New Listings	100	105	+ 5.0%	1043	884	- 15.2%
Closed Sales	91	76	- 16.5%	920	740	- 19.6%
Pending Sales	64	46	- 28.1%	877	728	- 17.0%
Median Sales Price	\$525,000	\$564,295	+ 7.5%	\$515,725	\$530,000	+ 2.8%
% of Original List Price Received at Sale	98.8%	100.2%	+ 1.4%	101.5%	100.8%	- 0.7%
Average Days on Market Until Sale	18	19	+ 5.6%	22	24	+ 9.1%
Total Residential Listing Inventory (as of 09/30)	115	159	+ 38.3%			
Single-Family Detached Inventory (as of 09/30)	95	143	+ 50.5%			

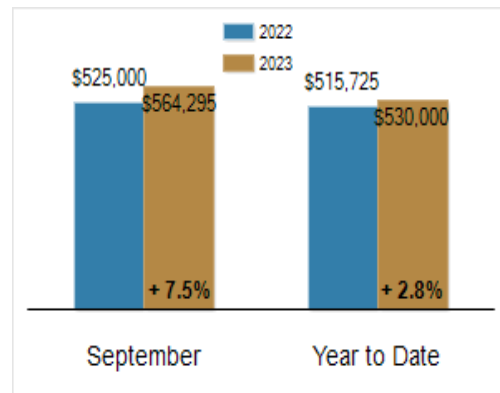
Activity: September



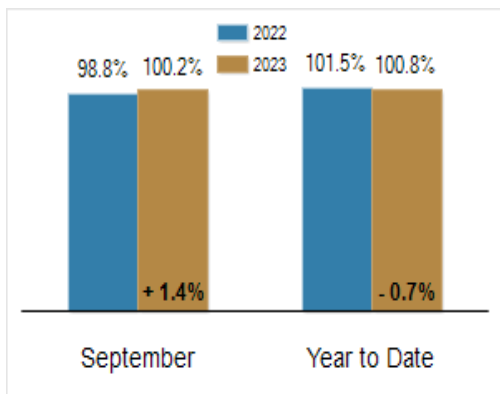
Activity: Year to Date



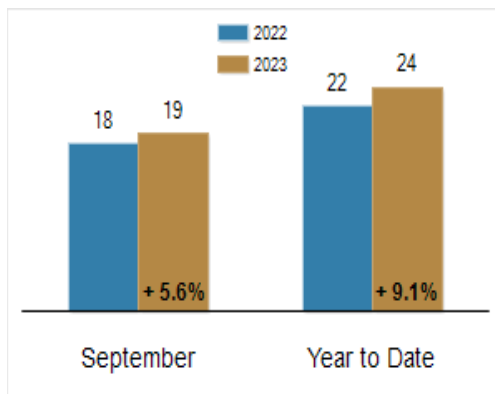
Median Sales Price



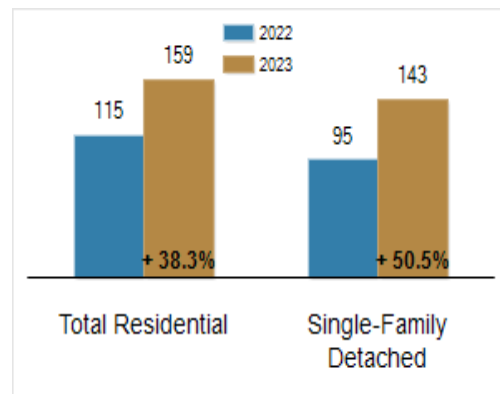
Percent of Original List Price Received at Sale



Average Days on Market Until Sale



Inventory of Homes for Sale: September



All information presented is based on data supplied by BRIGHT MLS. BRIGHT MLS does not guarantee nor is it responsible for its accuracy. Data maintained by the MLS may not reflect all real estate activities in the market. Information is deemed reliable but not guaranteed.