



Patterson-Schwartz Real Estate Residential Market Update

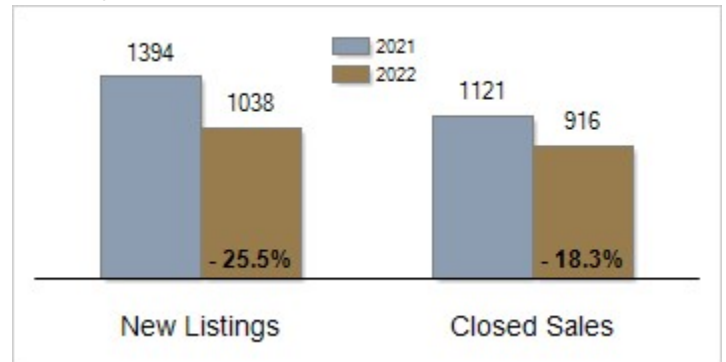
As of Monday, October 10, 2022 9:23:58 AM

Southern Chester Counties	September			Year To Date		
	2021	2022	Change	2021	2022	Change
New Listings	129	101	- 21.7%	1394	1038	- 25.5%
Closed Sales	140	91	- 35.0%	1121	916	- 18.3%
Pending Sales	109	43	- 60.6%	1176	859	- 27.0%
Median Sales Price	\$460,000	\$525,000	+ 14.1%	\$455,000	\$516,500	+ 13.5%
% of Original List Price Received at Sale	101.9%	98.8%	- 3.1%	100.9%	101.5%	+ 0.6%
Average Days on Market Until Sale	22	18	- 18.2%	32	22	- 31.3%
Total Residential Listing Inventory (as of 09/30)	139	166	+ 19.4%			
Single-Family Detached Inventory (as of 09/30)	107	137	+ 28.0%			

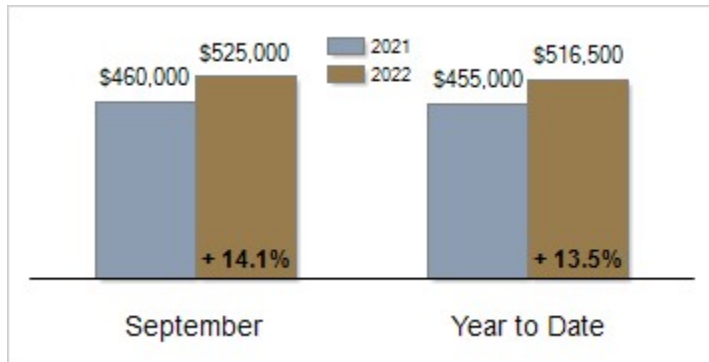
Activity: September



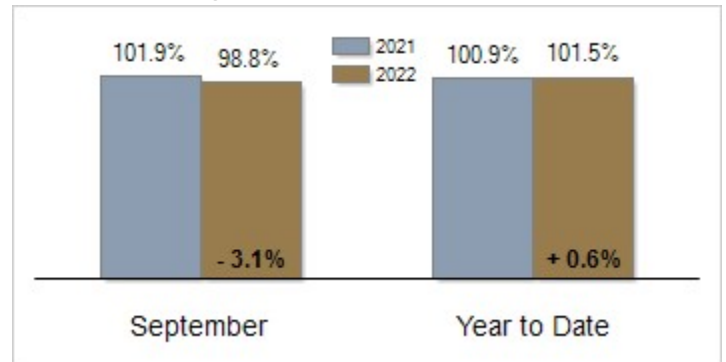
Activity: Year to Date



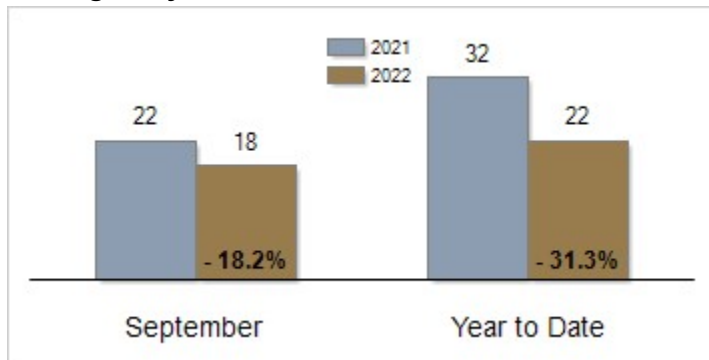
Median Sales Price



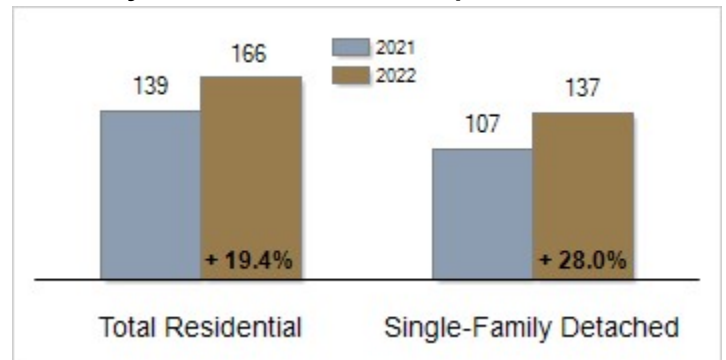
Percent of Original List Price Received at Sale



Average Days on Market Until Sale



Inventory of Homes for Sale: September



All information presented is based on data supplied by BRIGHT MLS. BRIGHT MLS does not guarantee nor is it responsible for its accuracy. Data maintained by the MLS may not reflect all real estate activities in the market. Information is deemed reliable but not guaranteed.