

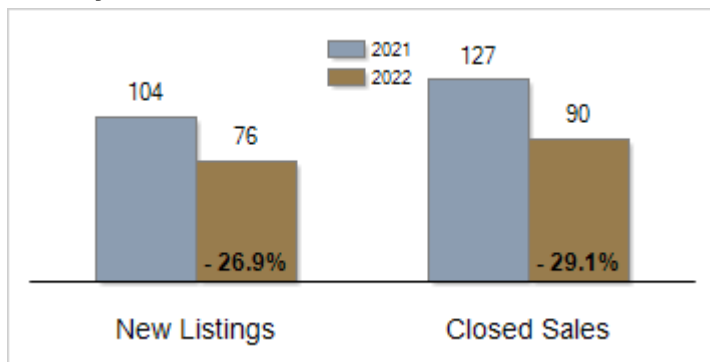


Patterson-Schwartz Real Estate Residential Market Update

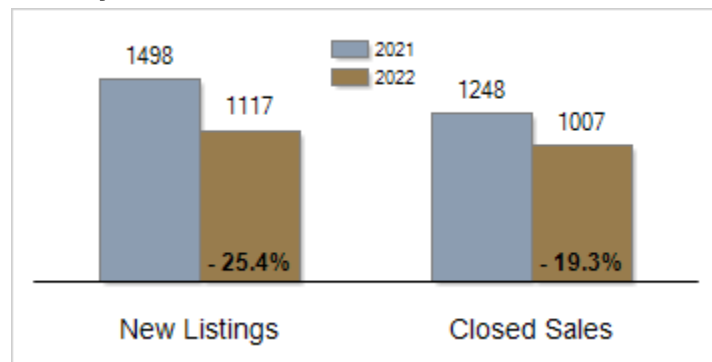
As of Wednesday, November 9, 2022 9:16:08 AM

Southern Chester Counties	October			Year To Date		
	2021	2022	Change	2021	2022	Change
New Listings	104	76	- 26.9%	1498	1117	- 25.4%
Closed Sales	127	90	- 29.1%	1248	1007	- 19.3%
Pending Sales	113	53	- 53.1%	1289	923	- 28.4%
Median Sales Price	\$485,000	\$529,950	+ 9.3%	\$455,450	\$517,560	+ 13.6%
% of Original List Price Received at Sale	99.6%	99.6%	+ 0.0%	100.8%	101.3%	+ 0.5%
Average Days on Market Until Sale	23	19	- 17.4%	31	22	- 29.0%
Total Residential Listing Inventory (as of 10/31)	129	164	+ 27.1%			
Single-Family Detached Inventory (as of 10/31)	96	140	+ 45.8%			

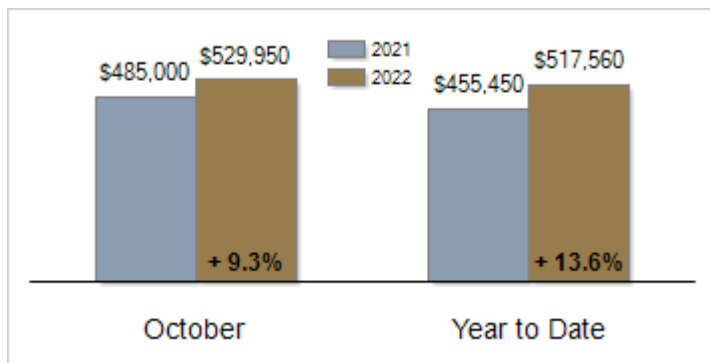
Activity: October



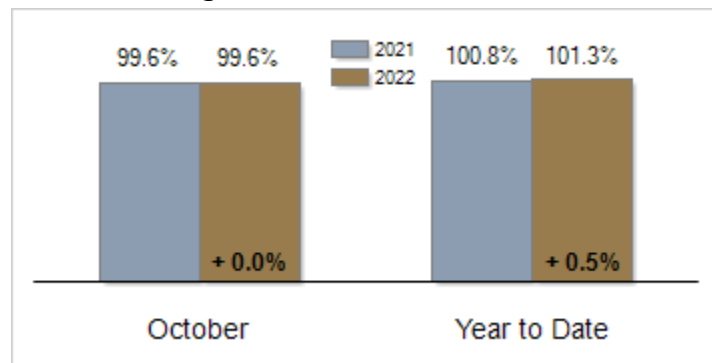
Activity: Year to Date



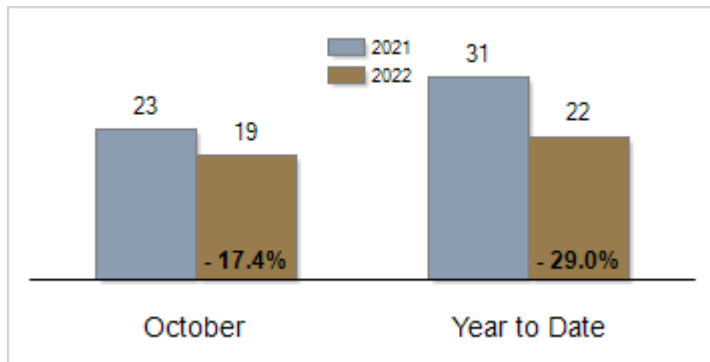
Median Sales Price



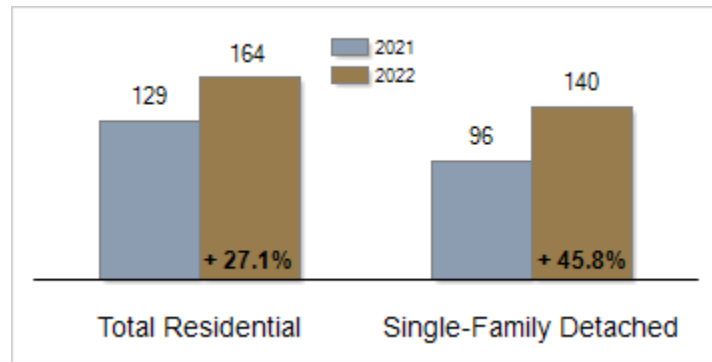
Percent of Original List Price Received at Sale



Average Days on Market Until Sale



Inventory of Homes for Sale: October



All information presented is based on data supplied by BRIGHT MLS. BRIGHT MLS does not guarantee nor is it responsible for its accuracy. Data maintained by the MLS may not reflect all real estate activities in the market. Information is deemed reliable but not guaranteed.