



Patterson-Schwartz Real Estate

Residential Market Update

As of Tuesday, May 9, 2023 9:19:53 AM

Southern Chester Counties	April			Year To Date		
	2022	2023	Change	2022	2023	Change
New Listings	146	110	- 24.7%	436	375	- 14.0%
Closed Sales	100	53	- 47.0%	354	230	- 35.0%
Pending Sales	108	76	- 29.6%	393	290	- 26.2%
Median Sales Price	\$522,500	\$488,265	- 6.6%	\$495,505	\$497,500	+ 0.4%
% of Original List Price Received at Sale	101.3%	104.5%	+ 3.2%	100.7%	100.0%	- 0.7%
Average Days on Market Until Sale	29	33	+ 13.8%	31	33	+ 6.5%
Total Residential Listing Inventory (as of 04/30)	82	144	+ 75.6%			
Single-Family Detached Inventory (as of 04/30)	67	125	+ 86.6%			

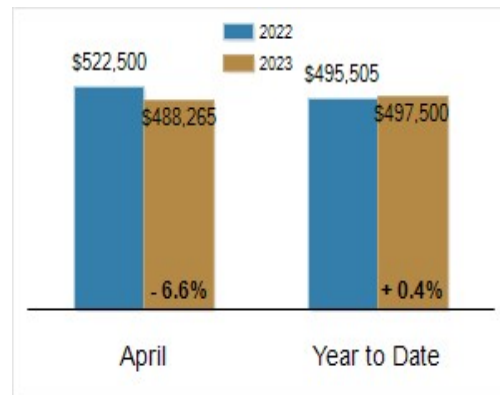
Activity: April



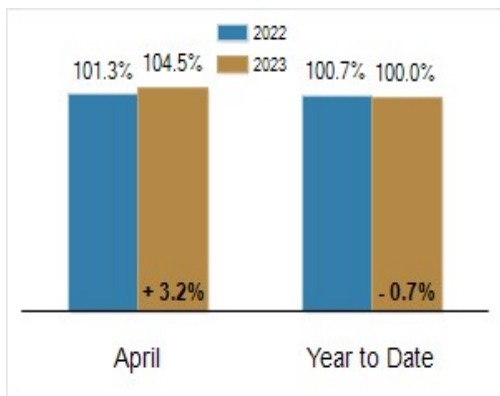
Activity: Year to Date



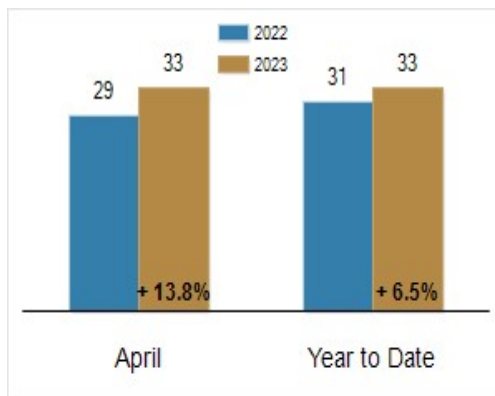
Median Sales Price



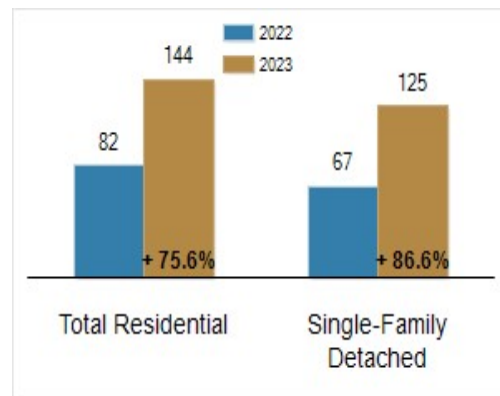
Percent of Original List Price Received at Sale



Average Days on Market Until Sale



Inventory of Homes for Sale: April



All information presented is based on data supplied by BRIGHT MLS. BRIGHT MLS does not guarantee nor is it responsible for its accuracy. Data maintained by the MLS may not reflect all real estate activities in the market. Information is deemed reliable but not guaranteed.