



Patterson-Schwartz Real Estate

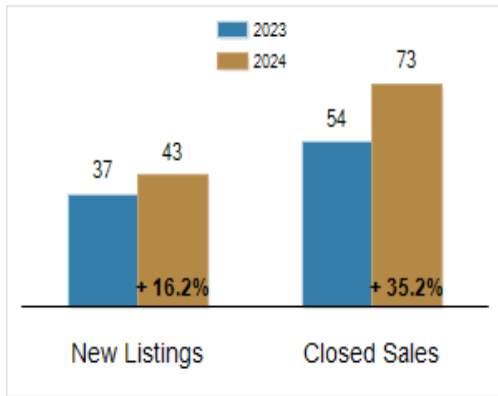
Residential Market Update

As of Wednesday, January 8, 2025 10:41:03 AM

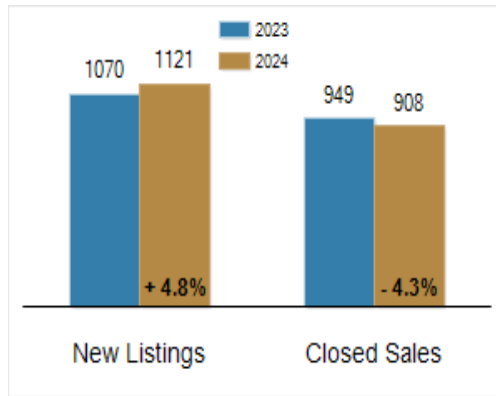
Southern Chester Counties	December			Year To Date		
	2023	2024	Change	2023	2024	Change
New Listings	37	43	+ 16.2%	1070	1121	+ 4.8%
Closed Sales	54	73	+ 35.2%	949	908	- 4.3%
Under Contract	46	32	- 30.4%	933	918	- 1.6%
Median Sales Price	\$528,365	\$545,000	+ 3.1%	\$530,000	\$550,000	+ 3.8%
% of Original List Price Received at Sale	97.6%	97.2%	- 0.4%	100.4%	99.4%	- 1.0%
Average Days on Market Until Sale	23	29	+ 26.1%	24	23	- 4.2%

Total Residential Listing Inventory as of January 8, 2025	140
Total Residential Listing Inventory (excluding new construction) as of January 8, 2025	90

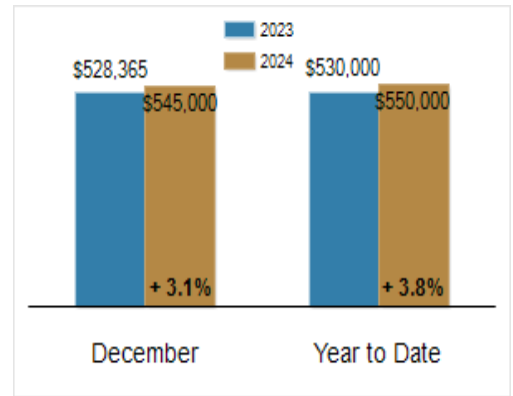
Activity: December



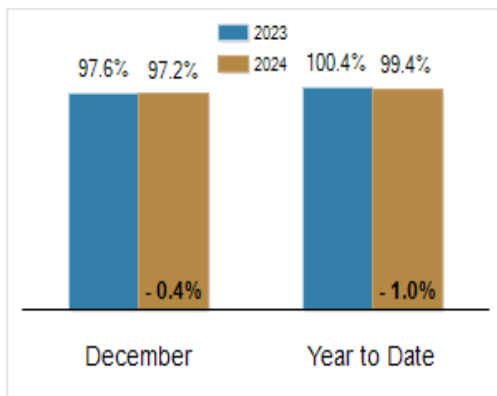
Activity: Year to Date



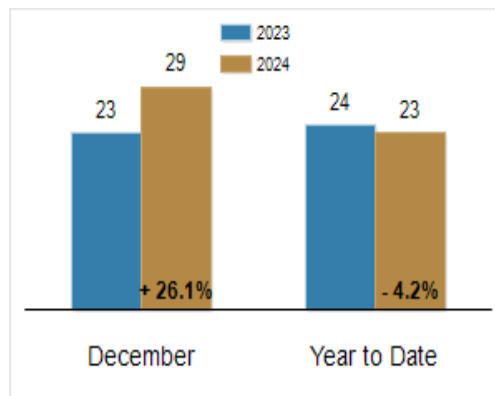
Median Sales Price



Percent of Original List Price Received at Sale



Average Days on Market Until Sale



All information presented is based on data supplied by BRIGHT MLS. BRIGHT MLS does not guarantee nor is it responsible for its accuracy. Data maintained by the MLS may not reflect all real estate activities in the market. Information is deemed reliable but not guaranteed.