



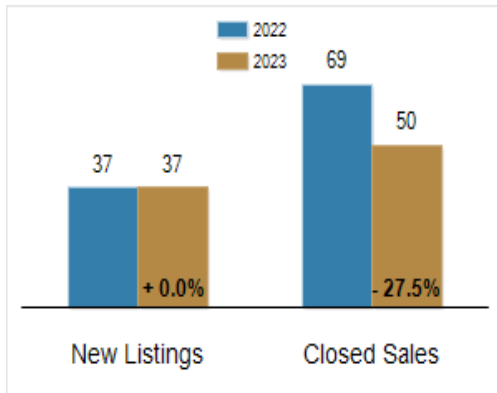
Patterson-Schwartz Real Estate

Residential Market Update

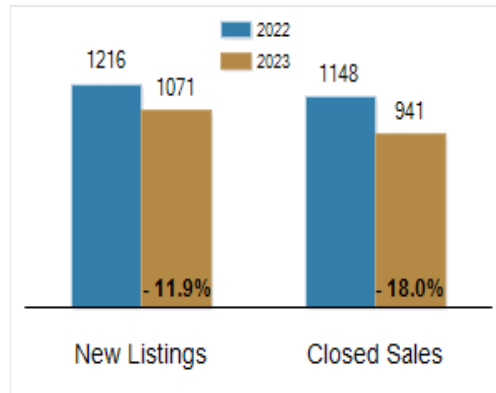
As of Monday, January 8, 2024 11:25:54 AM

Southern Chester Counties	December			Year To Date		
	2022	2023	Change	2022	2023	Change
New Listings	37	37	+ 0.0%	1216	1071	- 11.9%
Closed Sales	69	50	- 27.5%	1148	941	- 18.0%
Pending Sales	42	33	- 21.4%	1050	916	- 12.8%
Median Sales Price	\$500,000	\$522,055	+ 4.4%	\$511,945	\$530,000	+ 3.5%
% of Original List Price Received at Sale	97.3%	97.5%	+ 0.2%	101.2%	100.4%	- 0.8%
Average Days on Market Until Sale	33	25	- 24.2%	22	24	+ 9.1%
Total Residential Listing Inventory (as of 12/31)	86	113	+ 31.4%			
Single-Family Detached Inventory (as of 12/31)	68	99	+ 45.6%			

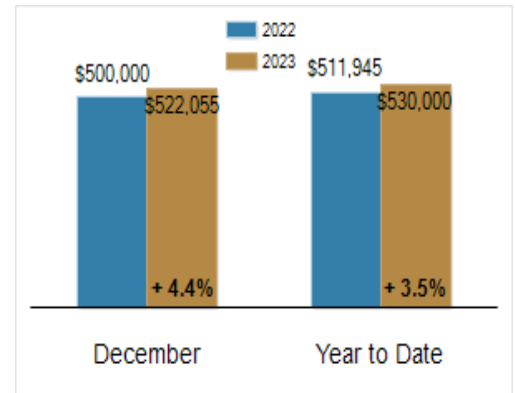
Activity: December



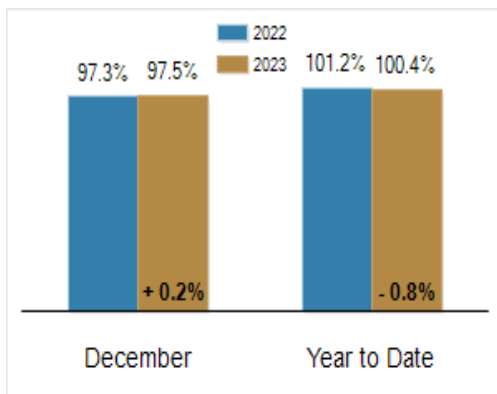
Activity: Year to Date



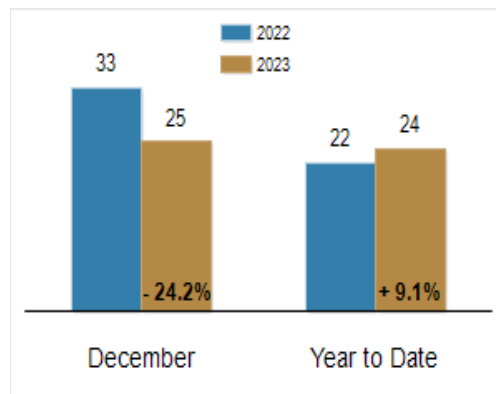
Median Sales Price



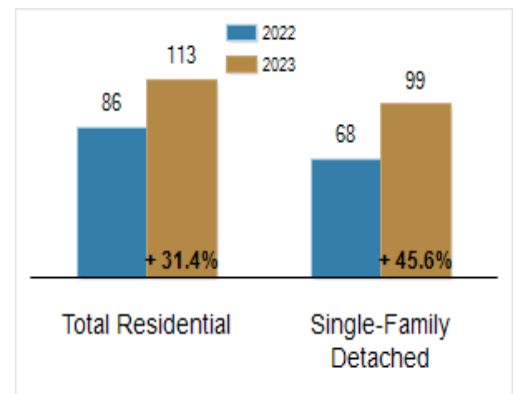
Percent of Original List Price Received at Sale



Average Days on Market Until Sale



Inventory of Homes for Sale: December



All information presented is based on data supplied by BRIGHT MLS. BRIGHT MLS does not guarantee nor is it responsible for its accuracy. Data maintained by the MLS may not reflect all real estate activities in the market. Information is deemed reliable but not guaranteed.