

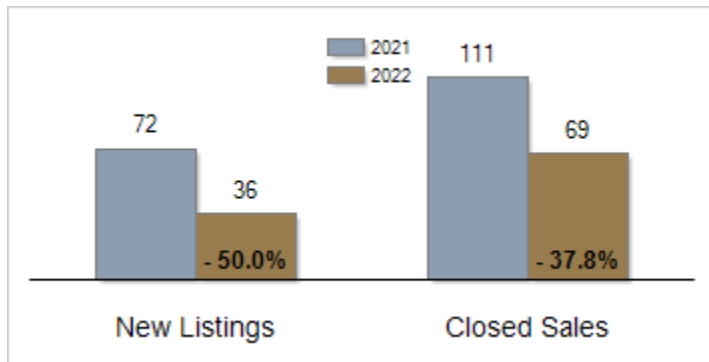


Patterson-Schwartz Real Estate Residential Market Update

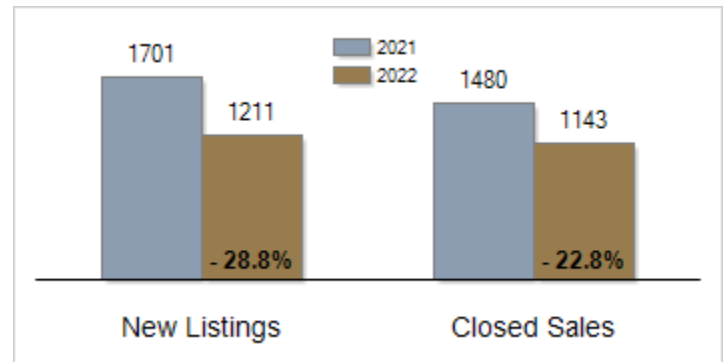
As of Monday, January 9, 2023 9:30:40 AM

Southern Chester Counties	December			Year To Date		
	2021	2022	Change	2021	2022	Change
New Listings	72	36	- 50.0%	1701	1211	- 28.8%
Closed Sales	111	69	- 37.8%	1480	1143	- 22.8%
Pending Sales	67	32	- 52.2%	1453	1034	- 28.8%
Median Sales Price	\$470,000	\$502,000	+ 6.8%	\$460,000	\$513,420	+ 11.6%
% of Original List Price Received at Sale	99.4%	97.1%	- 2.3%	100.7%	101.2%	+ 0.5%
Average Days on Market Until Sale	19	34	+ 78.9%	30	23	- 23.3%
Total Residential Listing Inventory (as of 12/31)	110	118	+ 7.3%			
Single-Family Detached Inventory (as of 12/31)	87	94	+ 8.0%			

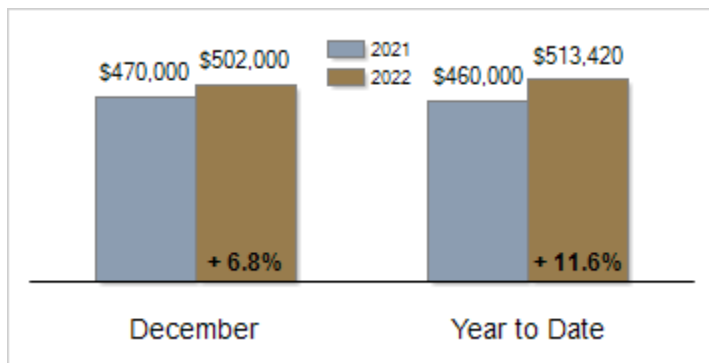
Activity: December



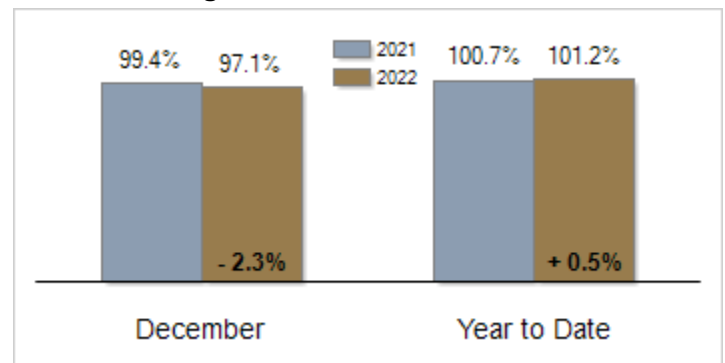
Activity: Year to Date



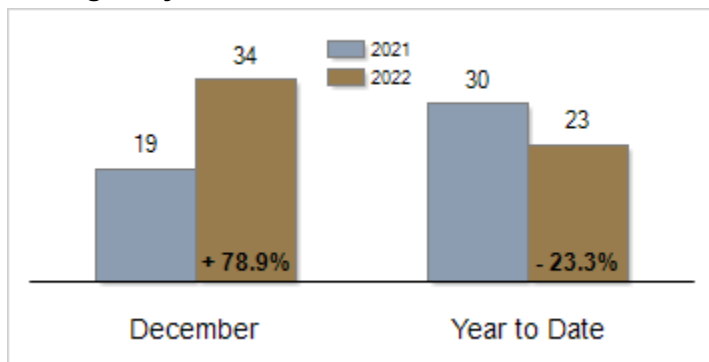
Median Sales Price



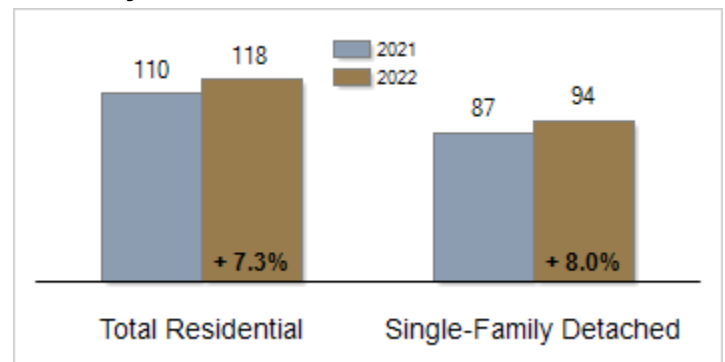
Percent of Original List Price Received at Sale



Average Days on Market Until Sale



Inventory of Homes for Sale: December



All information presented is based on data supplied by BRIGHT MLS. BRIGHT MLS does not guarantee nor is it responsible for its accuracy. Data maintained by the MLS may not reflect all real estate activities in the market. Information is deemed reliable but not guaranteed.