



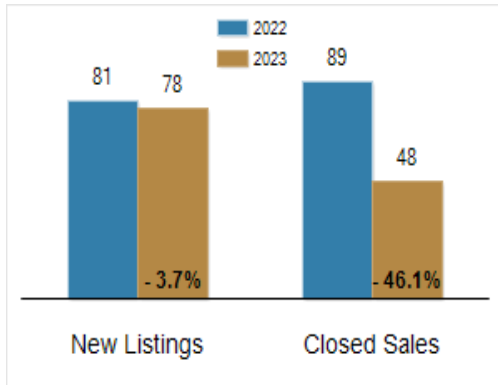
Patterson-Schwartz Real Estate

Residential Market Update

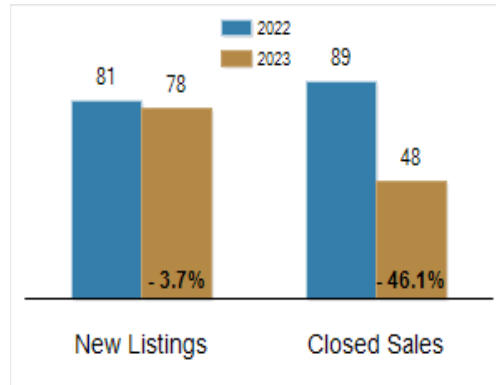
As of Wednesday, February 8, 2023 4:23:29 PM

Southern Chester Counties	January			Year To Date		
	2022	2023	Change	2022	2023	Change
New Listings	81	78	- 3.7%	81	78	- 3.7%
Closed Sales	89	48	- 46.1%	89	48	- 46.1%
Pending Sales	86	52	- 39.5%	86	52	- 39.5%
Median Sales Price	\$490,000	\$535,000	+ 9.2%	\$490,000	\$535,000	+ 9.2%
% of Original List Price Received at Sale	100.7%	98.6%	- 2.1%	100.7%	98.6%	- 2.1%
Average Days on Market Until Sale	39	36	- 7.7%	39	36	- 7.7%
Total Residential Listing Inventory (as of 01/31)	95	123	+ 29.5%			
Single-Family Detached Inventory (as of 01/31)	74	101	+ 36.5%			

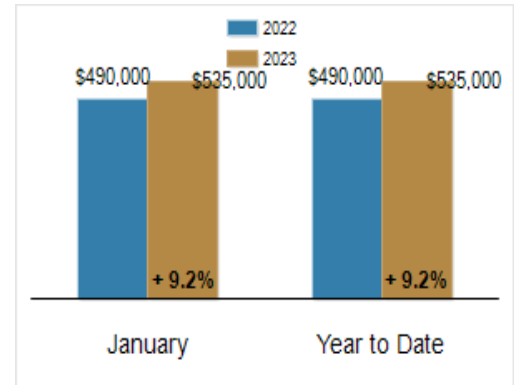
Activity: January



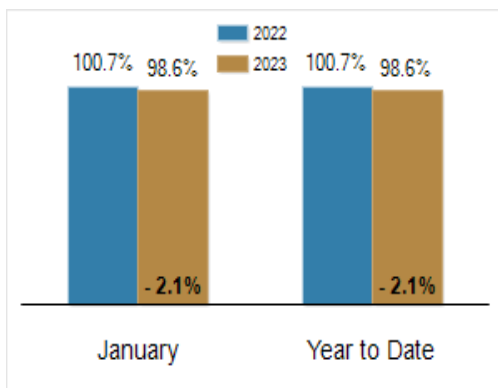
Activity: Year to Date



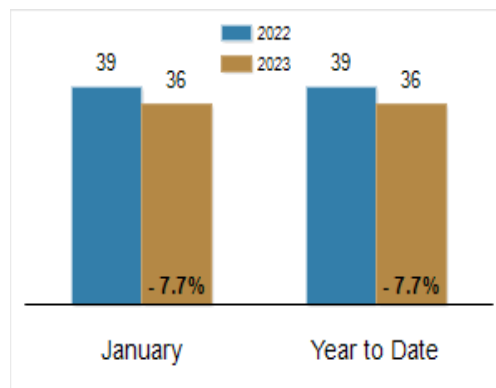
Median Sales Price



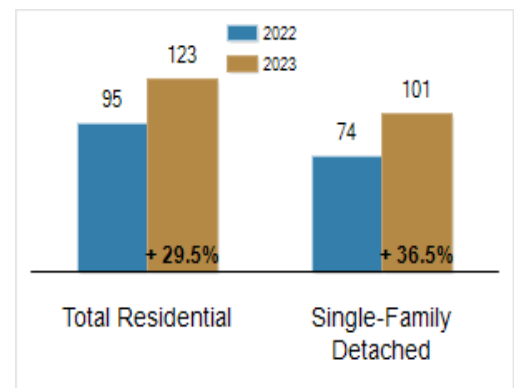
Percent of Original List Price Received at Sale



Average Days on Market Until Sale



Inventory of Homes for Sale: January



All information presented is based on data supplied by BRIGHT MLS. BRIGHT MLS does not guarantee nor is it responsible for its accuracy. Data maintained by the MLS may not reflect all real estate activities in the market. Information is deemed reliable but not guaranteed.