

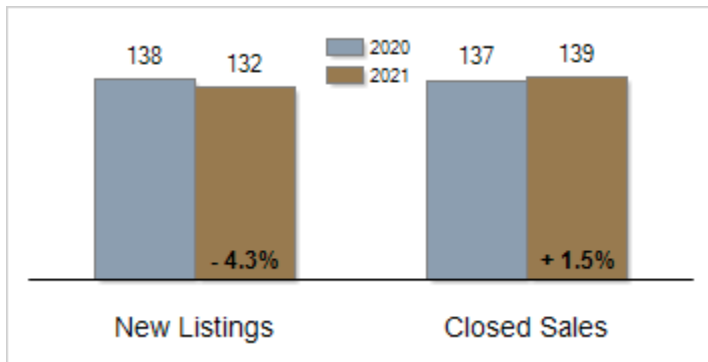


# Patterson-Schwartz Real Estate Residential Market Update

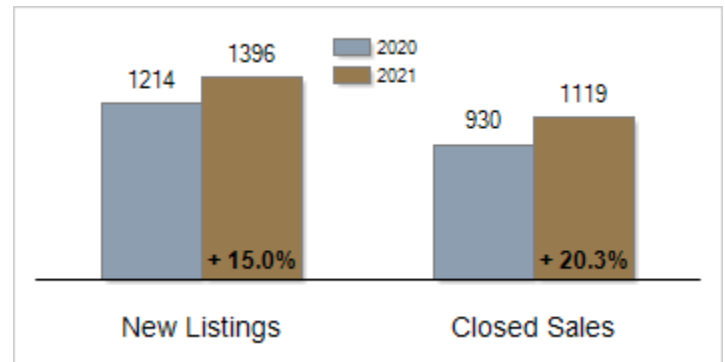
As of Friday, October 8, 2021 9:14:50 AM

Southern Chester Counties	September			Year To Date		
	2020	2021	Change	2020	2021	Change
<b>New Listings</b>	138	132	- 4.3%	1214	1396	+ 15.0%
<b>Closed Sales</b>	137	139	+ 1.5%	930	1119	+ 20.3%
<b>Pending Sales</b>	121	79	- 34.7%	1042	1140	+ 9.4%
<b>Median Sales Price</b>	\$430,000	\$462,000	+ 7.4%	\$415,000	\$455,000	+ 9.6%
<b>% of Original List Price Received at Sale</b>	95.9%	101.9%	+ 6.0%	96.1%	100.9%	+ 4.8%
<b>Average Days on Market Until Sale</b>	42	22	- 47.6%	56	32	- 42.9%
<b>Total Residential Listing Inventory (as of 09/30)</b>	203	196	- 3.4%			
<b>Single-Family Detached Inventory (as of 09/30)</b>	155	155	+ 0.0%			

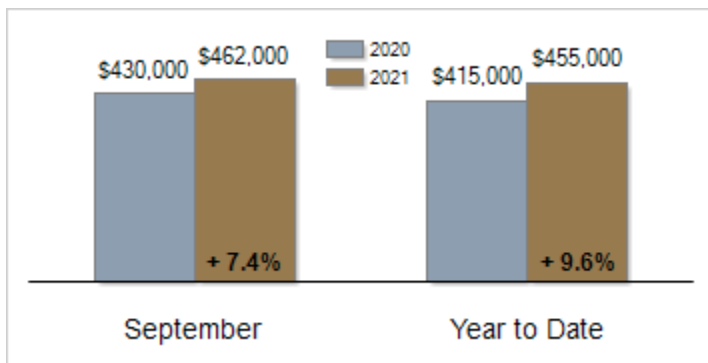
Activity: September



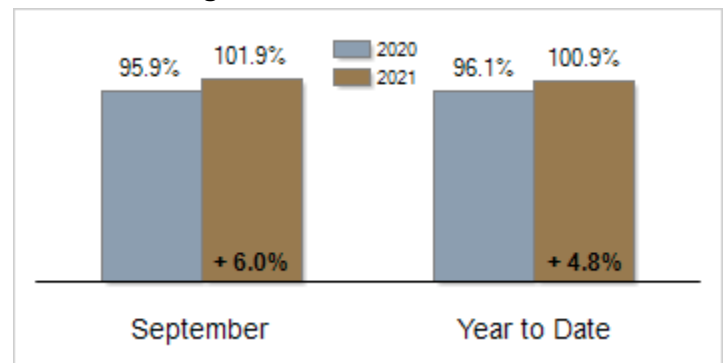
Activity: Year to Date



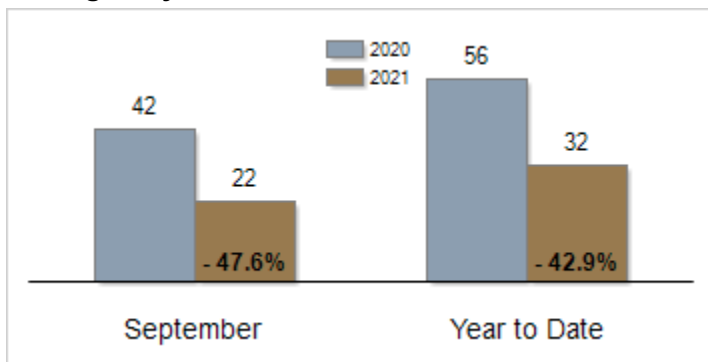
Median Sales Price



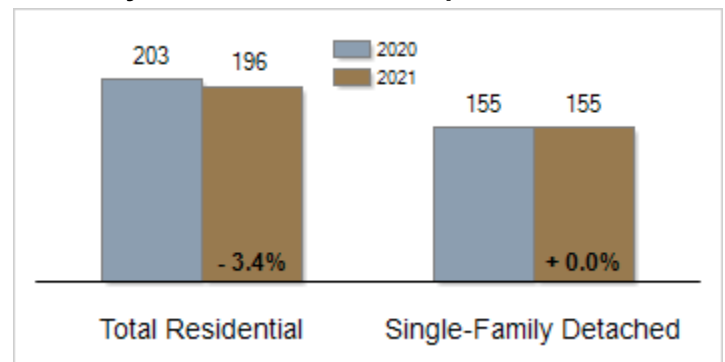
Percent of Original List Price Received at Sale



Average Days on Market Until Sale



Inventory of Homes for Sale: September



All information presented is based on data supplied by BRIGHT MLS. BRIGHT MLS does not guarantee nor is it responsible for its accuracy. Data maintained by the MLS may not reflect all real estate activities in the market. Information is deemed reliable but not guaranteed.