

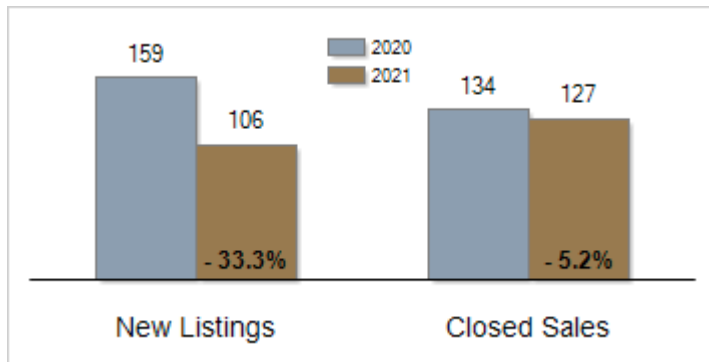


Patterson-Schwartz Real Estate Residential Market Update

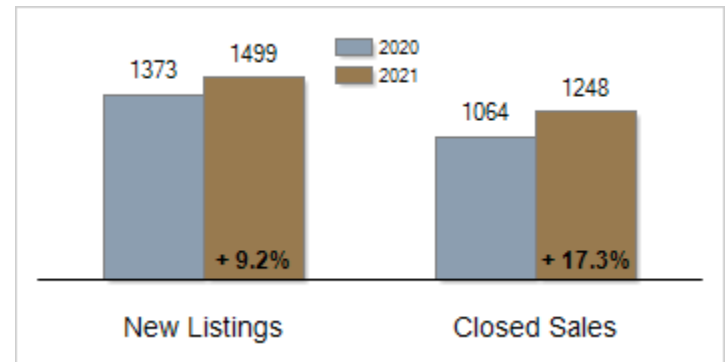
As of Wednesday, November 10, 2021 3:19:21 PM

Southern Chester Counties	October			Year To Date		
	2020	2021	Change	2020	2021	Change
New Listings	159	106	- 33.3%	1373	1499	+ 9.2%
Closed Sales	134	127	- 5.2%	1064	1248	+ 17.3%
Pending Sales	132	100	- 24.2%	1173	1272	+ 8.4%
Median Sales Price	\$395,000	\$485,000	+ 22.8%	\$413,750	\$455,450	+ 10.1%
% of Original List Price Received at Sale	98.6%	99.6%	+ 1.0%	96.4%	100.8%	+ 4.4%
Average Days on Market Until Sale	33	23	- 30.3%	53	31	- 41.5%
Total Residential Listing Inventory (as of 10/31)	181	162	- 10.5%			
Single-Family Detached Inventory (as of 10/31)	135	123	- 8.9%			

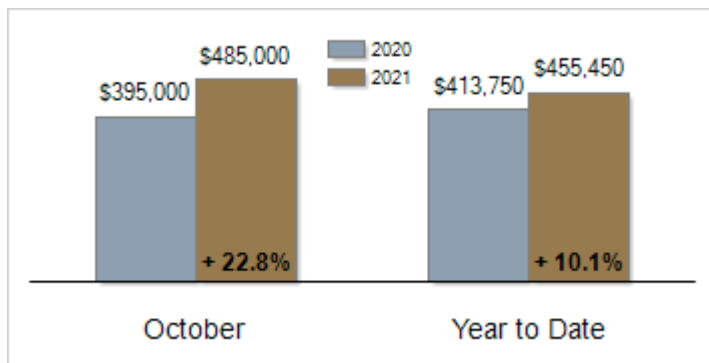
Activity: October



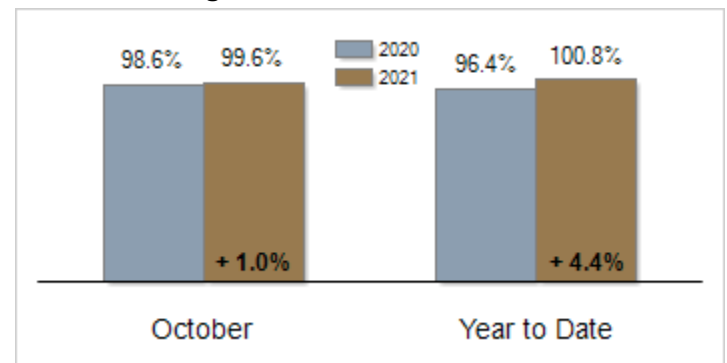
Activity: Year to Date



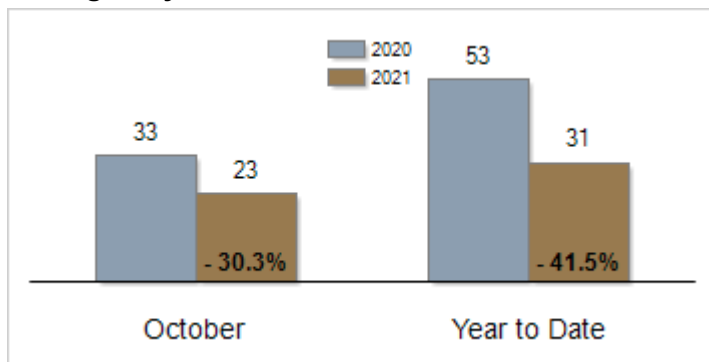
Median Sales Price



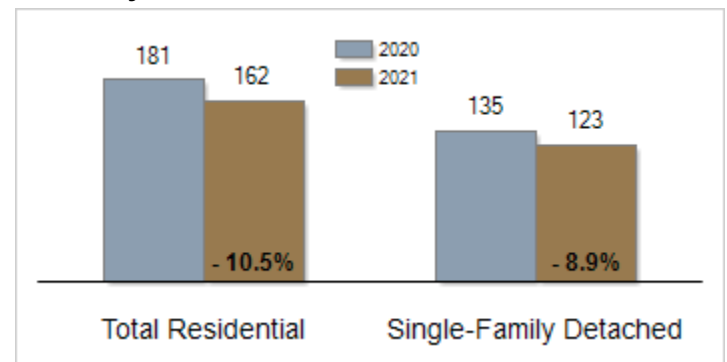
Percent of Original List Price Received at Sale



Average Days on Market Until Sale



Inventory of Homes for Sale: October



All information presented is based on data supplied by BRIGHT MLS. BRIGHT MLS does not guarantee nor is it responsible for its accuracy. Data maintained by the MLS may not reflect all real estate activities in the market. Information is deemed reliable but not guaranteed.