



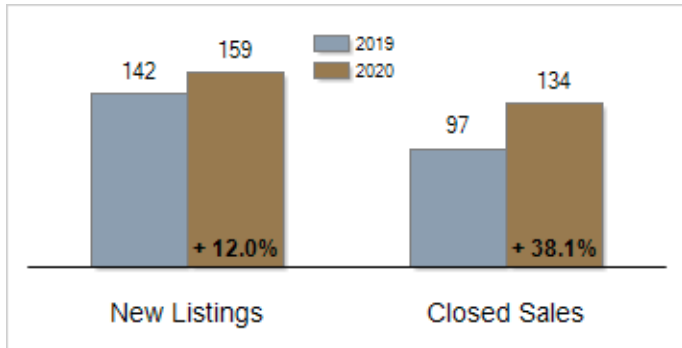
Patterson-Schwartz Real Estate

Residential Market Update

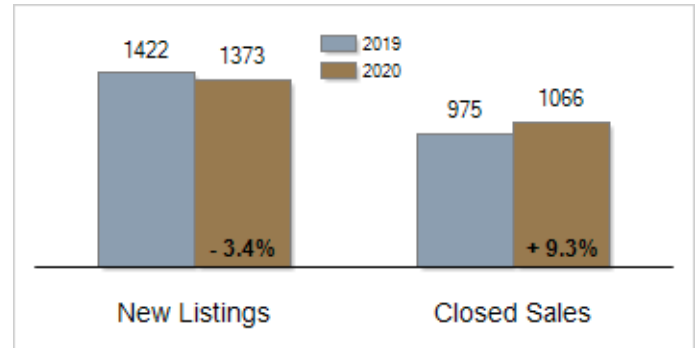
As of Monday, November 9, 2020 11:10:29 AM

Southern Chester Counties	October			Year To Date		
	2019	2020	Change	2019	2020	Change
New Listings	142	159	+ 12.0%	1422	1373	- 3.4%
Closed Sales	97	134	+ 38.1%	975	1066	+ 9.3%
Pending Sales	90	105	+ 16.7%	1049	1152	+ 9.8%
Median Sales Price	\$383,205	\$395,000	+ 3.1%	\$387,000	\$415,000	+ 7.2%
% of Original List Price Received at Sale	97.6%	98.7%	+ 1.1%	96.3%	96.4%	+ 0.1%
Average Days on Market Until Sale	69	33	- 52.2%	62	53	- 14.5%
Total Residential Listing Inventory (as of 10/31)	305	274	- 10.2%			
Single-Family Detached Inventory (as of 10/31)	256	217	- 15.2%			

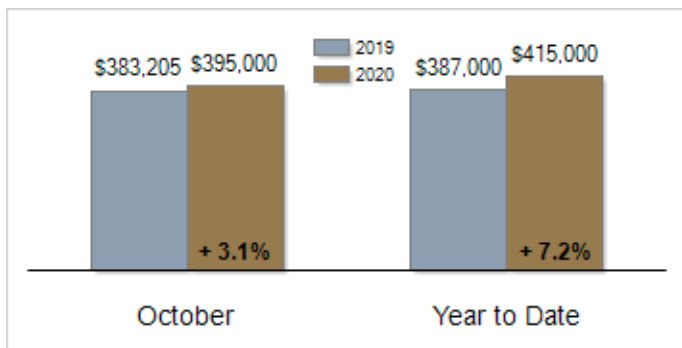
Activity: October



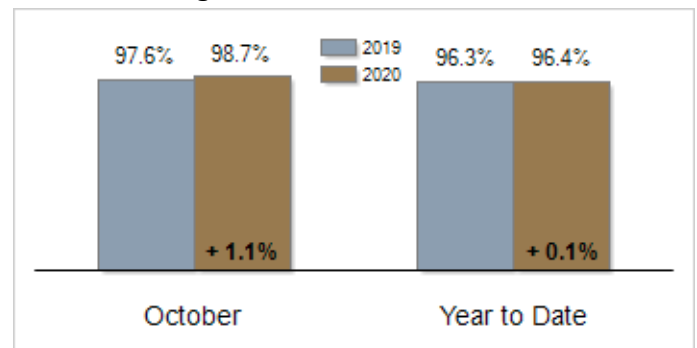
Activity: Year to Date



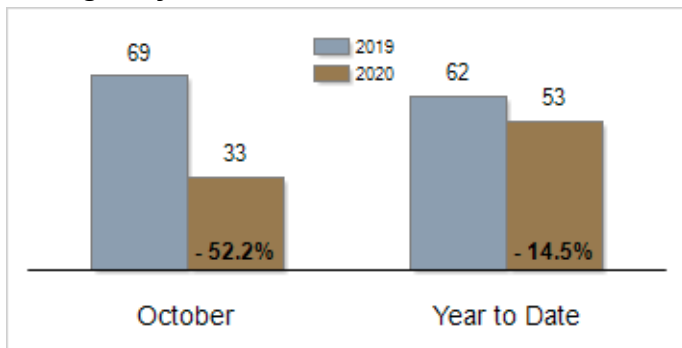
Median Sales Price



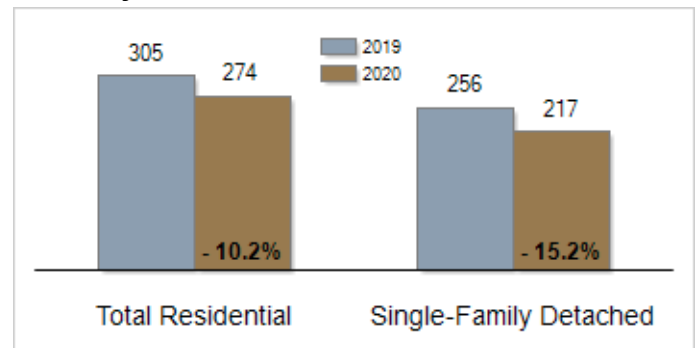
Percent of Original List Price Received at Sale



Average Days on Market Until Sale



Inventory of Homes for Sale: October



All information presented is based on data supplied by BRIGHT MLS. BRIGHT MLS does not guarantee nor is it responsible for its accuracy. Data maintained by the MLS may not reflect all real estate activities in the market. Information is deemed reliable but not guaranteed.