

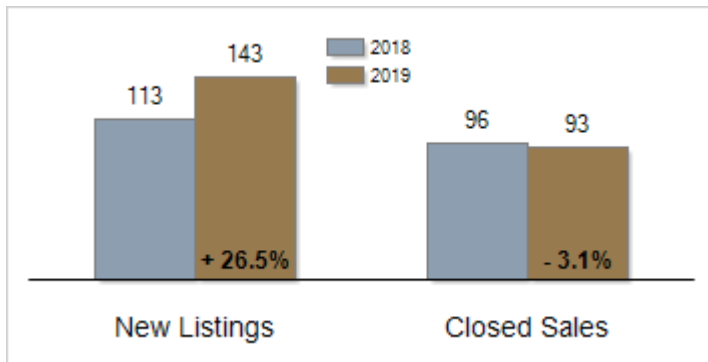


Patterson-Schwartz Real Estate Residential Market Update

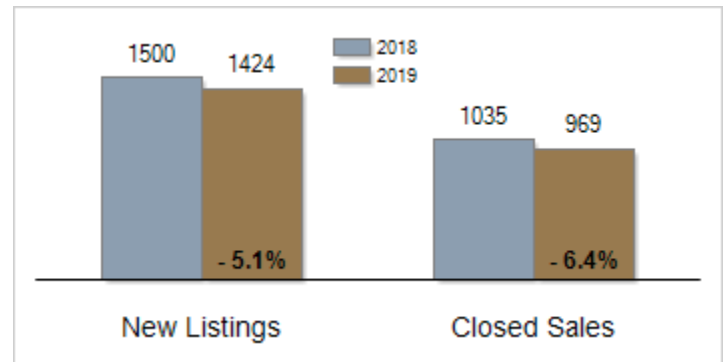
As of Friday, November 08, 2019 2:10:46 PM

Southern Chester Counties	October			Year To Date		
	2018	2019	Change	2018	2019	Change
New Listings	113	143	+ 26.5%	1500	1424	- 5.1%
Closed Sales	96	93	- 3.1%	1035	969	- 6.4%
Pending Sales	89	78	- 12.4%	1075	1032	- 4.0%
Median Sales Price	\$396,000	\$383,205	- 3.2%	\$369,900	\$386,000	+ 4.4%
% of Original List Price Received at Sale	96.4%	97.5%	+ 1.1%	96.0%	96.4%	+ 0.4%
Average Days on Market Until Sale	56	73	+ 30.4%	66	62	- 6.1%

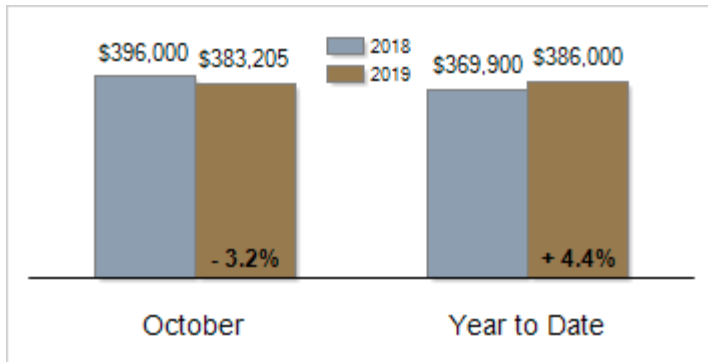
Activity: October



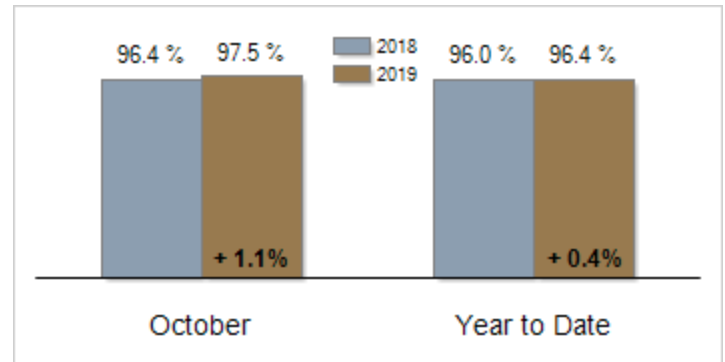
Activity: Year to Date



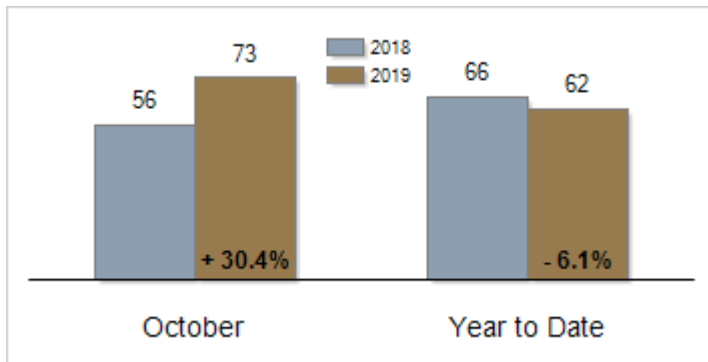
Median Sales Price



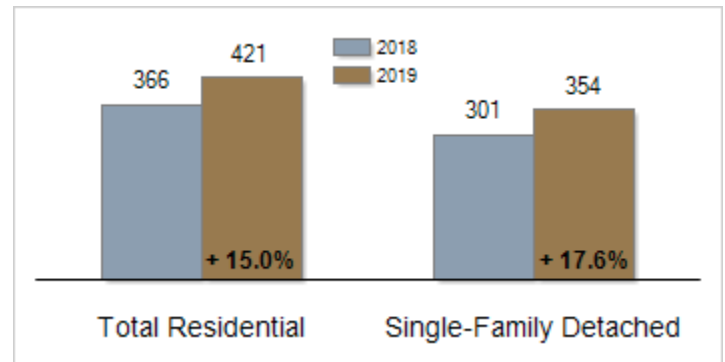
Percent of Original List Price Received at Sale



Average Days on Market Until Sale



Inventory of Homes for Sale: October



All information presented is based on data supplied by BRIGHT MLS. BRIGHT MLS does not guarantee nor is it responsible for its accuracy. Data maintained by the MLS may not reflect all real estate activities in the market. Information is deemed reliable but not guaranteed.