

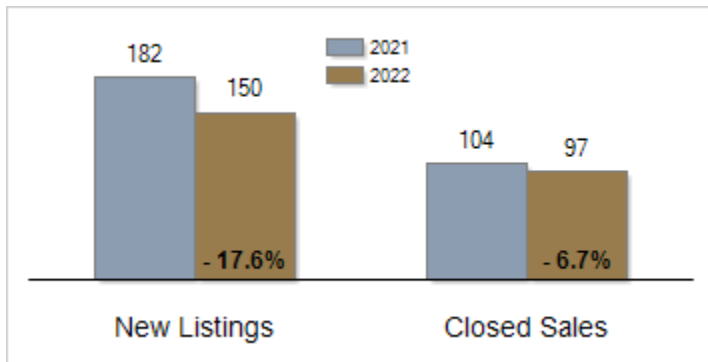


Patterson-Schwartz Real Estate Residential Market Update

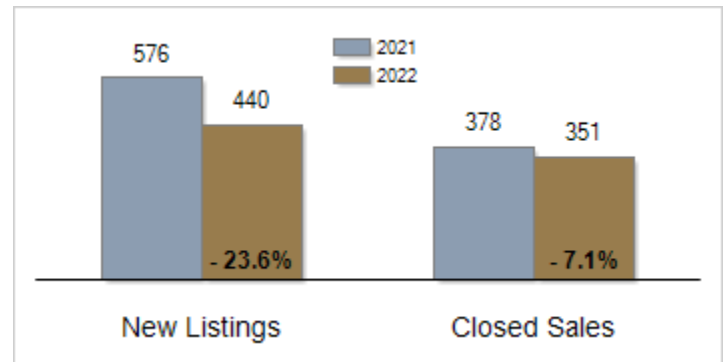
As of Wednesday, May 11, 2022 7:39:09 AM

Southern Chester Counties	April			Year To Date		
	2021	2022	Change	2021	2022	Change
New Listings	182	150	- 17.6%	576	440	- 23.6%
Closed Sales	104	97	- 6.7%	378	351	- 7.1%
Pending Sales	160	101	- 36.9%	501	385	- 23.2%
Median Sales Price	\$410,000	\$525,000	+ 28.0%	\$415,042	\$496,010	+ 19.5%
% of Original List Price Received at Sale	100.7%	101.9%	+ 1.2%	99.0%	100.9%	+ 1.9%
Average Days on Market Until Sale	25	28	+ 12.0%	43	31	- 27.9%
Total Residential Listing Inventory (as of 04/30)	131	113	- 13.7%			
Single-Family Detached Inventory (as of 04/30)	99	98	- 1.0%			

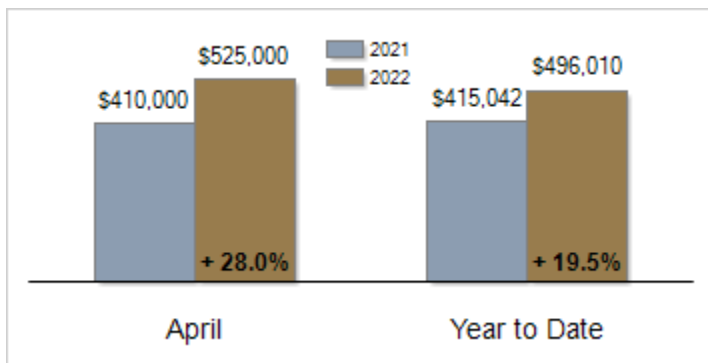
Activity: April



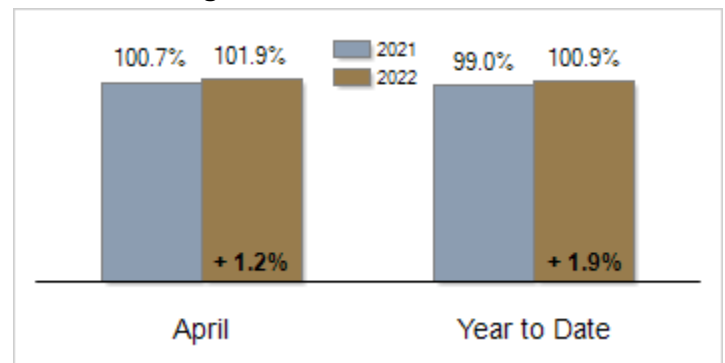
Activity: Year to Date



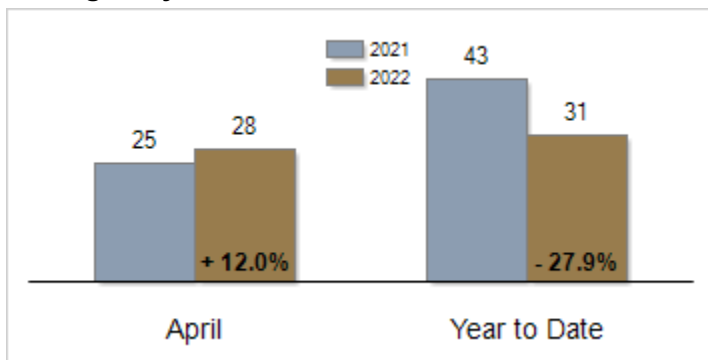
Median Sales Price



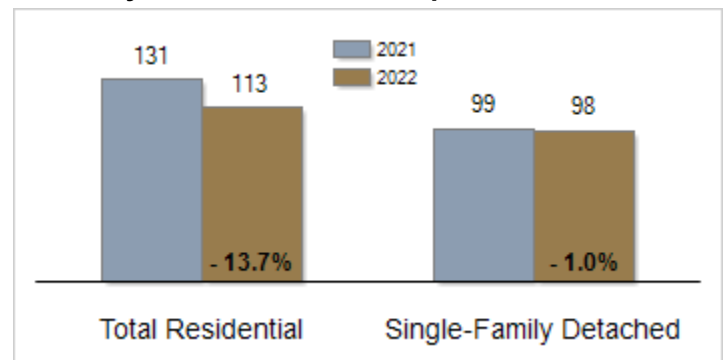
Percent of Original List Price Received at Sale



Average Days on Market Until Sale



Inventory of Homes for Sale: April



All information presented is based on data supplied by BRIGHT MLS. BRIGHT MLS does not guarantee nor is it responsible for its accuracy. Data maintained by the MLS may not reflect all real estate activities in the market. Information is deemed reliable but not guaranteed.