

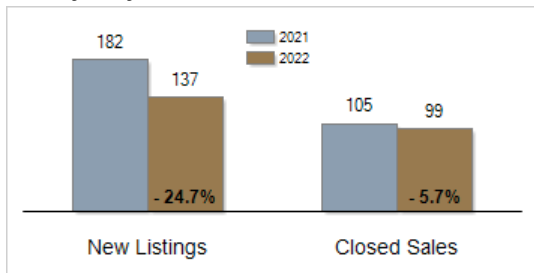


# Patterson-Schwartz Real Estate Residential Market Update

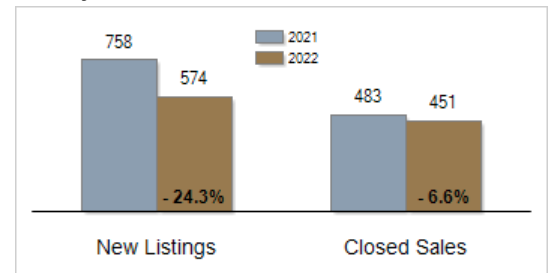
As of Thursday, June 9, 2022 10:00:04 AM

Southern Chester Counties	May			Year To Date		
	2021	2022	Change	2021	2022	Change
New Listings	182	137	- 24.7%	758	574	- 24.3%
Closed Sales	105	99	- 5.7%	483	451	- 6.6%
Pending Sales	158	86	- 45.6%	657	479	- 27.1%
Median Sales Price	\$470,000	\$533,775	+ 13.6%	\$428,115	\$515,000	+ 20.3%
% of Original List Price Received at Sale	102.4%	103.2%	+ 0.8%	99.8%	101.3%	+ 1.5%
Average Days on Market Until Sale	37	19	- 48.6%	42	29	- 31.0%
Total Residential Listing Inventory (as of 05/31)	137	135	- 1.5%			
Single-Family Detached Inventory (as of 05/31)	108	109	+ 0.9%			

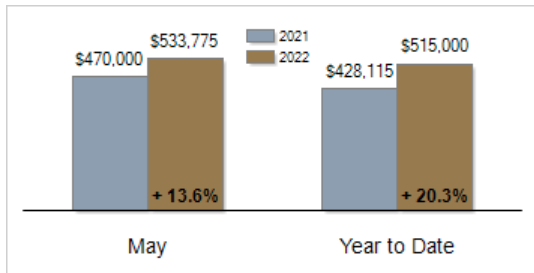
Activity: May



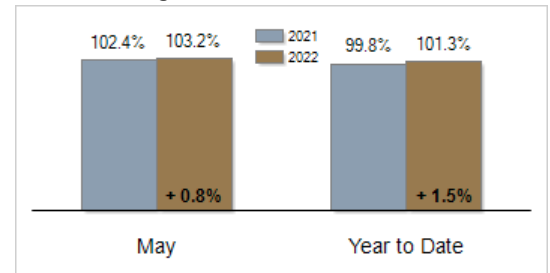
Activity: Year to Date



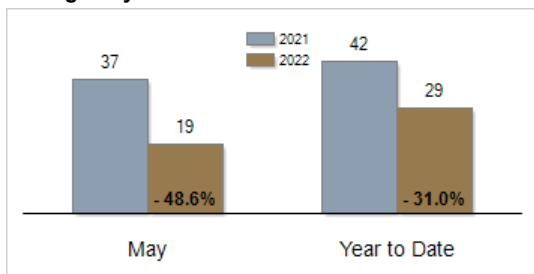
Median Sales Price



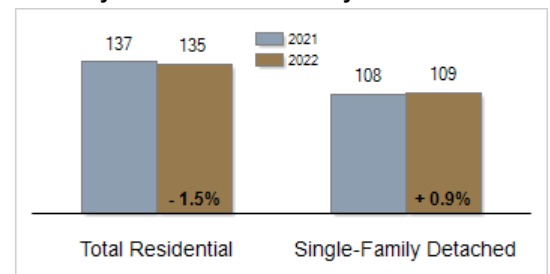
Percent of Original List Price Received at Sale



Average Days on Market Until Sale



Inventory of Homes for Sale: May



All information presented is based on data supplied by BRIGHT MLS. BRIGHT MLS does not guarantee nor is it responsible for its accuracy. Data maintained by the MLS may not reflect all real estate activities in the market. Information is deemed reliable but not guaranteed.