

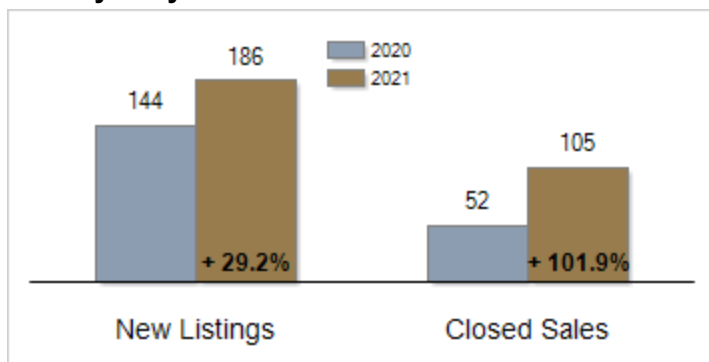


Patterson-Schwartz Real Estate Residential Market Update

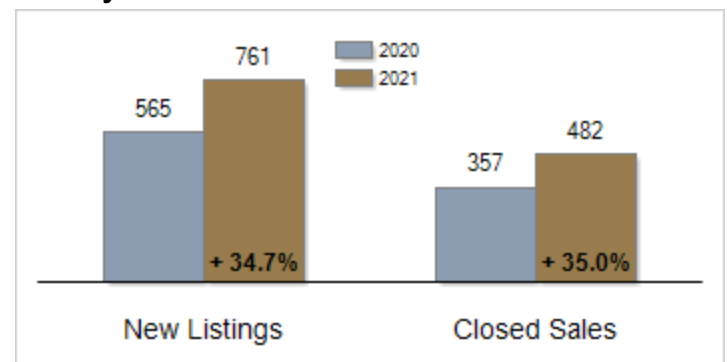
As of Wednesday, June 9, 2021 3:43:14 PM

Southern Chester Counties	May			Year To Date		
	2020	2021	Change	2020	2021	Change
New Listings	144	186	+ 29.2%	565	761	+ 34.7%
Closed Sales	52	105	+ 101.9%	357	482	+ 35.0%
Pending Sales	116	136	+ 17.2%	433	628	+ 45.0%
Median Sales Price	\$444,500	\$470,000	+ 5.7%	\$409,000	\$428,147	+ 4.7%
% of Original List Price Received at Sale	94.5%	103.4%	+ 8.9%	94.1%	100.0%	+ 5.9%
Average Days on Market Until Sale	65	37	- 43.1%	71	42	- 40.8%
Total Residential Listing Inventory (as of 05/31)	291	200	- 31.3%			
Single-Family Detached Inventory (as of 05/31)	233	167	- 28.3%			

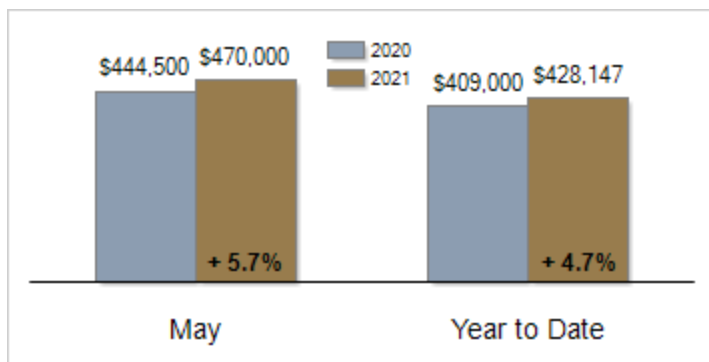
Activity: May



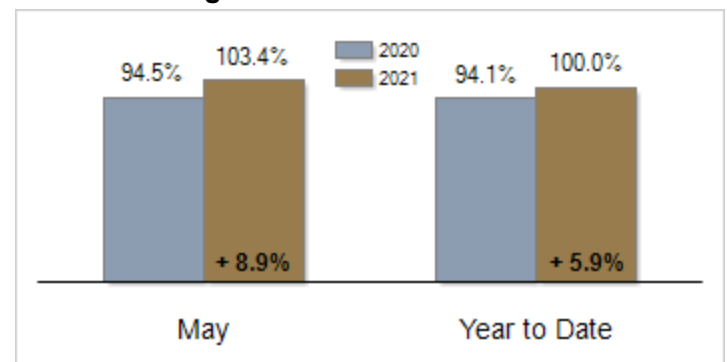
Activity: Year to Date



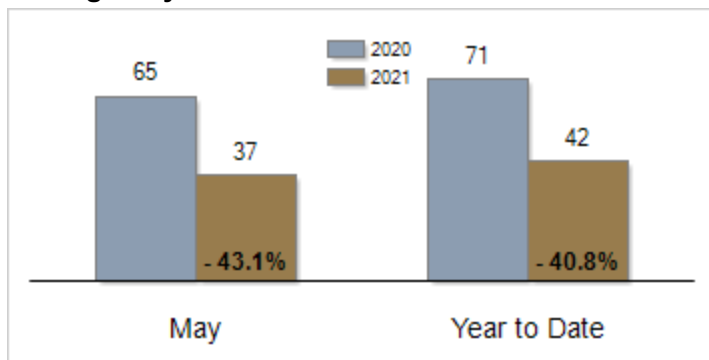
Median Sales Price



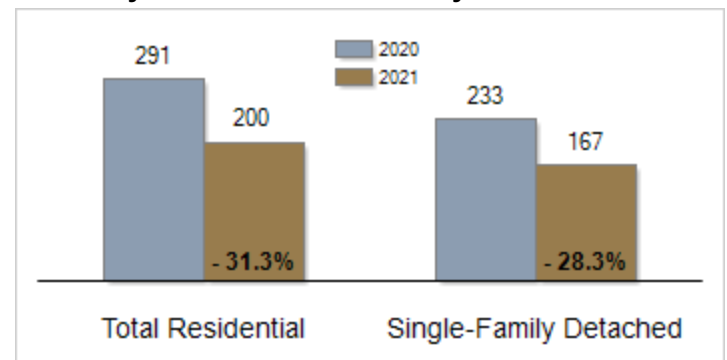
Percent of Original List Price Received at Sale



Average Days on Market Until Sale



Inventory of Homes for Sale: May



All information presented is based on data supplied by BRIGHT MLS. BRIGHT MLS does not guarantee nor is it responsible for its accuracy. Data maintained by the MLS may not reflect all real estate activities in the market. Information is deemed reliable but not guaranteed.