

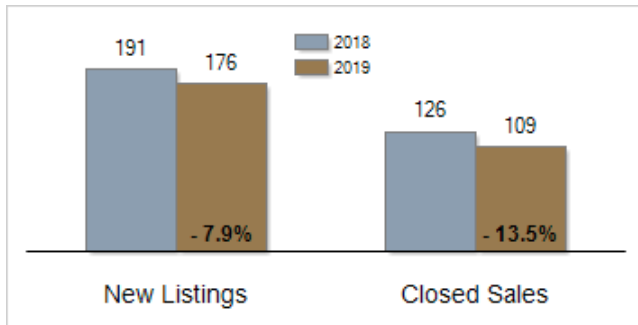


Patterson-Schwartz Real Estate Residential Market Update

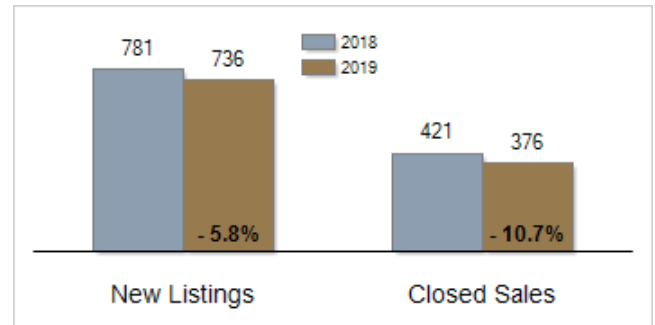
As of Tuesday, June 11, 2019 8:49:46 AM

Southern Chester Counties	May			Year To Date		
	2018	2019	Change	2018	2019	Change
New Listings	191	176	- 7.9%	781	736	- 5.8%
Closed Sales	126	109	- 13.5%	421	376	- 10.7%
Pending Sales	151	104	- 31.1%	555	507	- 8.6%
Median Sales Price	\$362,500	\$395,000	+ 9.0%	\$365,000	\$373,500	+ 2.3%
% of Original List Price Received at Sale	96.7%	95.6%	- 1.1%	95.0%	95.7%	+ 0.7%
Average Days on Market Until Sale	84	70	- 16.7%	85	79	- 7.1%

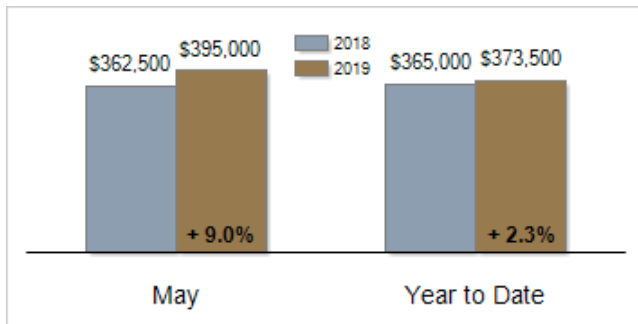
Activity: May



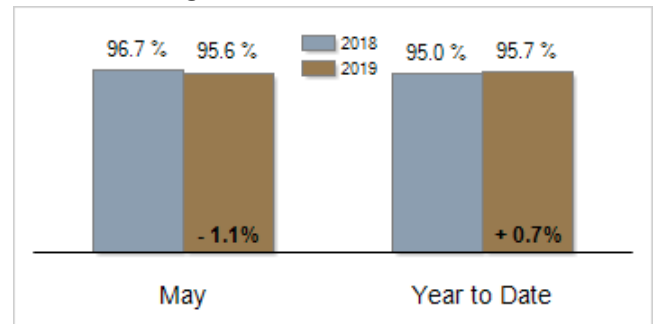
Activity: Year to Date



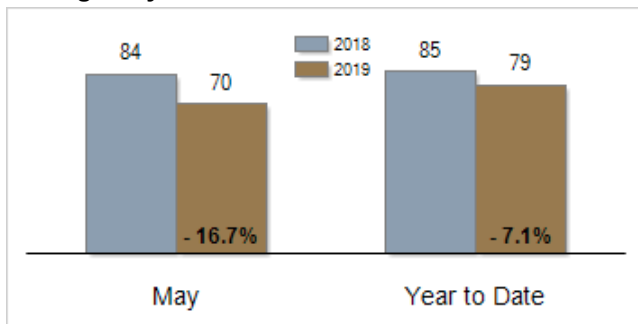
Median Sales Price



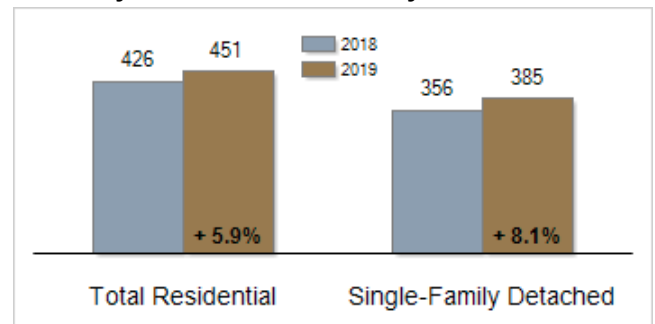
Percent of Original List Price Received at Sale



Average Days on Market Until Sale



Inventory of Homes for Sale: May



All information presented is based on data supplied by BRIGHT MLS. BRIGHT MLS does not guarantee nor is it responsible for its accuracy. Data maintained by the MLS may not reflect all real estate activities in the market. Information is deemed reliable but not guaranteed.